

174044-2 ✓ ACTIVE

AMP | Multilock Connector System

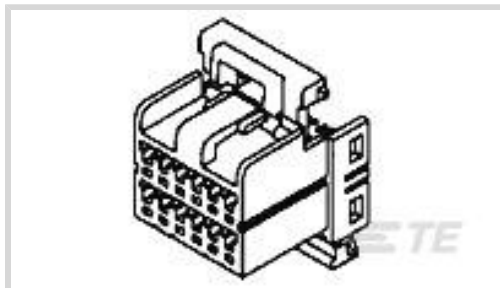
TE Internal #: 174044-2

Housing for Female Terminals, Wire-to-Device / Wire-to-Board, 8 Position, .098 in [2.5 mm] Centerline, Black, Signal, Multilock Connector System

[View on TE.com >](#)



Connectors > Automotive Connectors > Connector Housings > MULTILOCK, CONNECTOR HOUSING



Connector & Housing Type: **Housing for Female Terminals**

Mating Tab Width: **1 mm [.039 in]**

Connector System: **Wire-to-Board, Wire-to-Device**

Number of Positions: **8**

Centerline (Pitch): **2.5 mm [.098 in]**

[All MULTILOCK, CONNECTOR HOUSING \(576\)](#)

Features

Product Type Features

| | |
|---------------------------|-------------------------------|
| Connector & Housing Shape | Rectangular |
| Connector & Housing Type | Housing for Female Terminals |
| Connector System | Wire-to-Board, Wire-to-Device |
| Sealable | No |
| Hybrid Connector | No |
| Primary Locking Feature | Integrated in Housing |

Configuration Features

| | |
|---------------------|---|
| Number of Positions | 8 |
| Number of Rows | 2 |

Electrical Characteristics

| | |
|------------------------------|--------|
| Operating Voltage | 12 VDC |
| Nominal Voltage Architecture | 12 V |

Body Features

| | |
|-----------------------|-------|
| Body Material | PBT |
| Primary Product Color | Black |

Contact Features

| | |
|--|--|
| | |
|--|--|



| | |
|------------------|---------------|
| Contact Size | 1mm |
| Contact Type | Receptacle |
| Mating Tab Width | 1 mm[.039 in] |

Mechanical Attachment

| | |
|-----------------------------|----------------------------|
| Mounting Feature | Without |
| Terminal Position Assurance | Yes |
| Strain Relief | Without |
| Mating Alignment Type | Polarized |
| Mating Alignment | With |
| Connector Mounting Type | Cable Mount (Free-Hanging) |

Housing Features

| | |
|--------------------|-----------------|
| Centerline (Pitch) | 2.5 mm[.098 in] |
|--------------------|-----------------|

Dimensions

| | |
|--------------------|------------------------------|
| Product Width | 14 mm[.551 in] |
| Product Length | 18.5 mm[.728 in] |
| Product Height | 18.9 mm[.744 in] |
| Row-to-Row Spacing | 3 mm, 6 mm[.118 in][.236 in] |

Usage Conditions

| | |
|-----------------------------|---|
| Operating Temperature (Max) | 70 °C, 75 °C, 80 °C, 85 °C, 90 °C, 100 °C, 105 °C[158 °F][167 °F][176 °F][185 °F][194 °F][212 °F][221 °F] |
| Operating Temperature Range | -30 – 105 °C[-22 – 221 °F] |

Operation/Application

| | |
|---------------------|--------|
| Circuit Application | Signal |
|---------------------|--------|

Industry Standards

| | |
|------------------------|---------|
| UL Flammability Rating | UL 94HB |
|------------------------|---------|

Packaging Features

| | |
|--------------------|-----|
| Packaging Quantity | 100 |
| Packaging Method | Bag |

Other

| | |
|--------------------------------------|-----|
| Serviceable | Yes |
| Connector Position Assurance Capable | No |



Product Compliance

[For compliance documentation, visit the product page on TE.com>](#)

| | |
|---|---|
| EU RoHS Directive 2011/65/EU | Compliant |
| EU ELV Directive 2000/53/EC | Compliant |
| China RoHS 2 Directive MIIT Order No 32, 2016 | No Restricted Materials Above Threshold |
| EU REACH Regulation (EC) No. 1907/2006 | Current ECHA Candidate List: JAN 2022 (223) Candidate List Declared Against: JAN 2022 (223) Does not contain REACH SVHC |
| Halogen Content | Low Halogen - Br, Cl, F, I < 900 ppm per homogenous material. Also BFR/CFR/PVC Free |
| Solder Process Capability | Not applicable for solder process capability |

Product Compliance Disclaimer

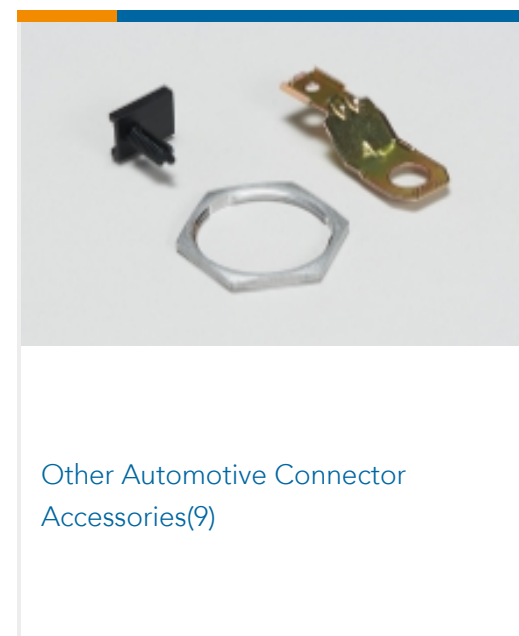
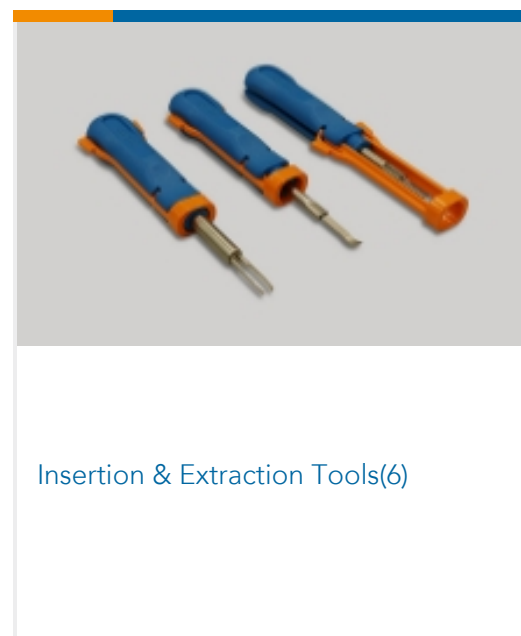

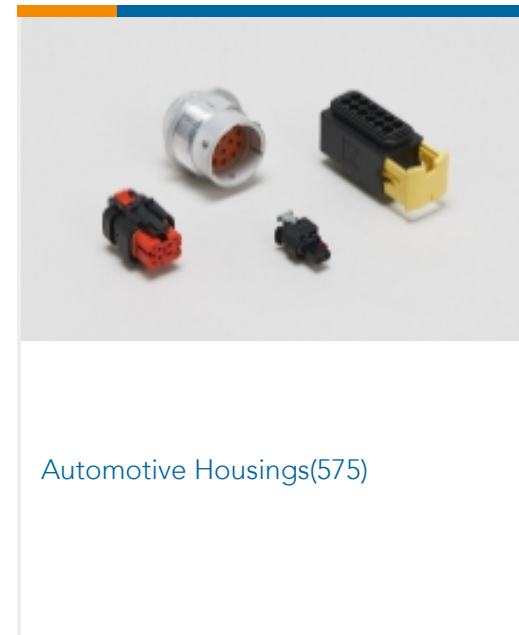
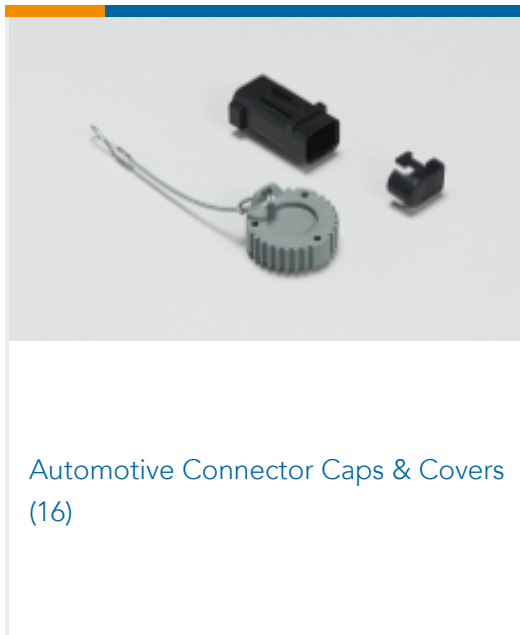
This information is provided based on reasonable inquiry of our suppliers and represents our current actual knowledge based on the information they provided. This information is subject to change. The part numbers that TE has identified as EU RoHS compliant have a maximum concentration of 0.1% by weight in homogenous materials for lead, hexavalent chromium, mercury, PBB, PBDE, DBP, BBP, DEHP, DIBP, and 0.01% for cadmium, or qualify for an exemption to these limits as defined in the Annexes of Directive 2011/65/EU (RoHS2). Finished electrical and electronic equipment products will be CE marked as required by Directive 2011/65/EU. Components may not be CE marked. Additionally, the part numbers that TE has identified as EU ELV compliant have a maximum concentration of 0.1% by weight in homogenous materials for lead, hexavalent chromium, and mercury, and 0.01% for cadmium, or qualify for an exemption to these limits as defined in the Annexes of Directive 2000/53/EC (ELV). Regarding the REACH Regulation, the information TE provides on SVHC in articles for this part number is based on the latest European Chemicals Agency (ECHA) 'Guidance on requirements for substances in articles' posted at this URL: <https://echa.europa.eu/guidance-documents/guidance-on-reach>

Compatible Parts

| | | | |
|--|---|--|---|
|  <p>TE Part # CAT-SIGH262 SIGNAL HEADER</p> |  <p>TE Part # CAT-M9194-T273 MULTILOCK, RECEPTACLE AND TAB</p> |  <p>TE Part # CAT-M9194-CH8172 MULTILOCK, CONNECTOR HOUSING</p> |  <p>TE Part # 175062-2 040 MULTILOCK REC CONT. L/P</p> |
|--|---|--|---|



Also in the Series | Multilock Connector System



Customers Also Bought





Documents

Product Drawings

040 MLC PLUG HSG 8P BLACK

English

CAD Files

3D PDF

3D

Customer View Model

[ENG_CVM_CVM_174044-2_L_c-174044-2-l.2d_dxf.zip](#)

English

Customer View Model

[ENG_CVM_CVM_174044-2_L_c-174044-2-l.3d_igs.zip](#)

English

Customer View Model

[ENG_CVM_CVM_174044-2_L_c-174044-2-l.3d_stp.zip](#)

English

By downloading the CAD file I accept and agree to the [Terms and Conditions](#) of use.

Datasheets & Catalog Pages

MULTILOCK Connector System

English

Product Specifications

Product Specification

Japanese

Product Specification

Japanese

DESIGN OBJECTIVES OF 040MLC CONNECTOR(2PIECES-TYPE)

English

DESIGN OBJECTIVES OF 040MLC CONNECTOR(2PIECES-TYPE)

English

INSTRUCTION SHEET OF 040MLC CONNECTOR(2PIECE-TYPE)

English

INSTRUCTION SHEET OF 040MLC CONNECTOR(2PIECE-TYPE)

English



Product Environmental Compliance

[MD_174044-2_02202018627_dmtec](#)

English

[MD_174044-2_02202018627_dmtec](#)

English

Instruction Sheets

[Instruction Sheet \(non U.S.\)](#)

English

[040 SERIES MULTI-LOCK CONNECTOR](#)

English