



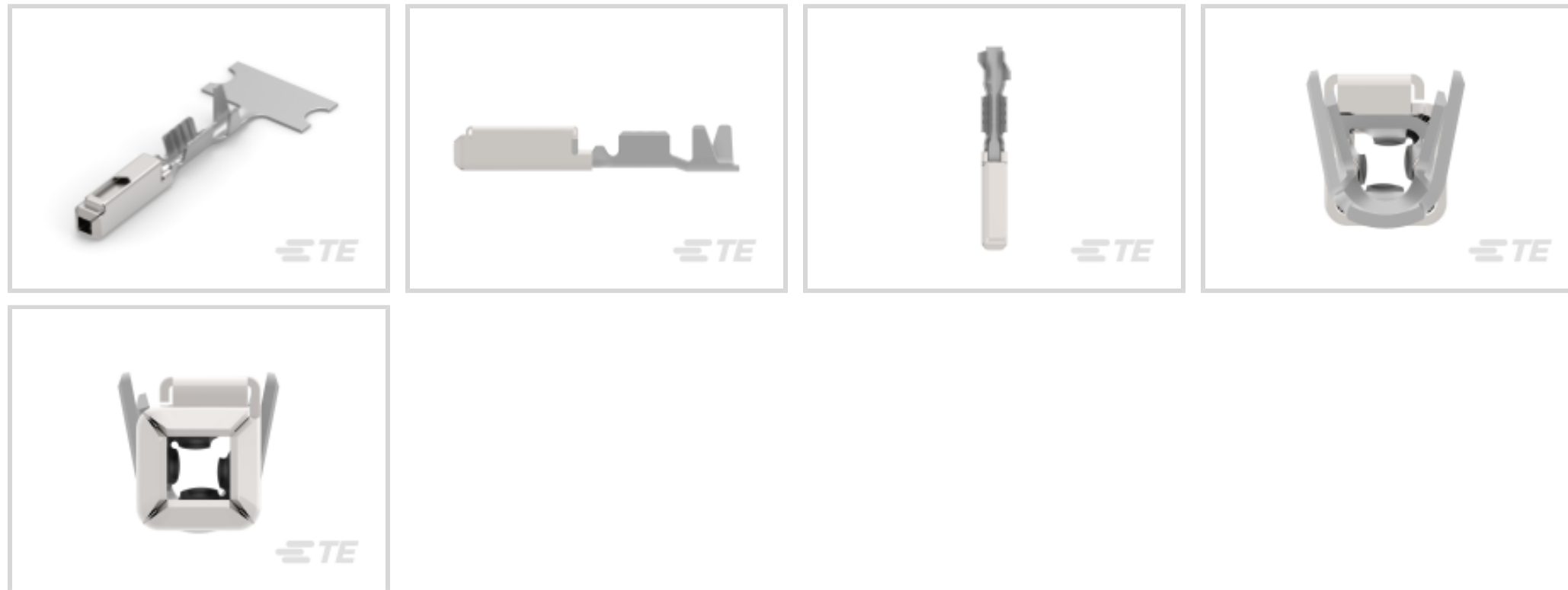
MQS

TE Internal #: 5-968220-1

Automotive Terminals, Receptacle, Mating Tab Width .63 mm [.025 in], Tab Thickness .025 in [.63 mm], 24 – 22 AWG Wire Size, MQS

[View on TE.com >](#)

Terminals & Splices > Automotive Terminals > MQS, RECEPTACLE AND TAB



Terminal Type: **Receptacle**

Mating Tab Width: **.63 mm [.025 in]**

Mating Tab Thickness: **.63 mm [.025 in]**

Terminal Transmits: **0 – 24 A (Low Power)**

Wire Size: **24 – 22 AWG**

[All MQS, RECEPTACLE AND TAB \(125\)](#)

Features

Product Type Features

Receptacle Style	180°
Sealable	No
Primary Locking Feature	Clean Body

Contact Features

Typical Current Rating	7.5 A
Crimp Type	F-Crimp
Terminal Type	Receptacle
Mating Tab Width	.63 mm [.025 in]
Mating Tab Thickness	.63 mm [.025 in]
Interface Plating	Tin (Sn)
Contact Termination Area Plating Material	Tin (Sn)

Termination Features

Termination Method to Wire & Cable	Crimp
------------------------------------	-------



Product Terminates To

Wire

Dimensions

Wire Size	.2 – .35 mm ²
Wire Size Search	22 AWG, 23 AWG, 24 AWG
Wire Insulation Diameter	1.1 – 1.6 mm [.043 – .063 in]

Usage Conditions

Insulation Option	Uninsulated
Operating Temperature (Max)	80 °C, 85 °C, 90 °C, 100 °C, 105 °C, 110 °C, 120 °C [176 °F][185 °F][194 °F][212 °F][221 °F][230 °F][248 °F]
Operating Temperature Range	-40 – 120 °C [-40 – 248 °F]

Operation/Application

Compatible With Wire Base Material	Copper
------------------------------------	--------

Industry Standards

Agency/Standard	LV214
-----------------	-------

Packaging Features

Packaging Method	Reel
Packaging Quantity	13000

Other

Terminal Transmits	0 – 24 A (Low Power)
--------------------	----------------------

Product Compliance











[For compliance documentation, visit the product page on TE.com>](#)

EU RoHS Directive 2011/65/EU	Compliant
EU ELV Directive 2000/53/EC	Compliant
China RoHS 2 Directive MIIT Order No 32, 2016	No Restricted Materials Above Threshold
EU REACH Regulation (EC) No. 1907/2006	Current ECHA Candidate List: JAN 2022 (223) Candidate List Declared Against: JAN 2022 (223) Does not contain REACH SVHC
Halogen Content	Low Halogen - Br, Cl, F, I < 900 ppm per homogenous material. Also BFR/CFR/PVC Free
Solder Process Capability	Not reviewed for solder process capability

Product Compliance Disclaimer

This information is provided based on reasonable inquiry of our suppliers and represents our current actual knowledge based on the information they provided. This information is subject to change. The part numbers that TE has identified as EU RoHS compliant have a maximum concentration of 0.1% by weight in homogenous materials for lead, hexavalent chromium, mercury, PBB, PBDE, DBP, BBP, DEHP, DIBP, and 0.01% for cadmium, or qualify for an exemption to these limits as defined in the Annexes of Directive 2011/65/EU (RoHS2). Finished electrical and electronic equipment products will be CE marked as required by Directive 2011/65/EU. Components may not be CE marked. Additionally, the part numbers that TE has identified as EU ELV compliant have a maximum concentration of 0.1% by weight in homogenous materials for lead, hexavalent chromium, and mercury, and 0.01% for cadmium, or qualify for an exemption to these limits as defined in the Annexes of Directive 2000/53/EC (ELV). Regarding the REACH Regulation, the information TE provides on SVHC in articles for this part number is based on the latest European Chemicals Agency (ECHA) 'Guidance on requirements for substances in articles' posted at this URL: <https://echa.europa.eu/guidance-documents/guidance-on-reach>

Compatible Parts

 <p>TE Part # 6-1579007-0 EXTRACTION TOOL</p>	 <p>TE Part # 2305570-1 TERMINAL CUTTER, SIDE FEED</p>	 <p>TE Part # CAT-M8793-CH8172 MQS, CONNECTOR HOUSING</p>	 <p>TE Part # 1-1579018-4 EXTRACTION TOOL</p>
 <p>TE Part # 2209544-9 60P, PLUG ASSY, NORMAL CODING</p>	 <p>TE Part # 2209545-1 94P, MQS CB, REC HSG, ASSY, SEALED</p>	 <p>TE Part # 2-2151493-1 OCEAN_2.0_APPLICATOR-S-055F0720</p>	 <p>TE Part # 2-2151493-2 OCEAN_2.0_APPLICATOR-S-055F0720</p>
 <p>TE Part # 2-2151541-1 OCEAN_2.0_APPLICATOR-S-050F0720</p>	 <p>TE Part # 2-2151541-2 OCEAN_2.0_APPLICATOR-S-050F0720</p>	 <p>TE Part # 2151493-1 OCEAN_2.0_APPLICATOR-S-055F0720</p>	 <p>TE Part # 2151493-2 OCEAN_2.0_APPLICATOR-S-055F0720</p>



TE Part # 2151541-1
OCEAN_2.0_APPLICATION-S-050F0720



TE Part # 2151541-2
OCEAN_2.0_APPLICATION-S-050F0720



TE Part # 2209544-1
60P, MQS CB, REC HSG, ASSY, SEALED



TE Part # 5-2151493-1
OCEAN_2.0_APPLICATION-S-055F0720



TE Part # 5-2151493-2
OCEAN_2.0_APPLICATION-S-055F0720



TE Part # 7-2151493-1
OCEAN_2.0_APPLICATION-S-055F0720




TE Part # 7-2151493-2
OCEAN_2.0_APPLICATION-S-055F0720




TE Part # 7-2151493-7
OCEAN_2.0_SPARE_PART_KIT-055F0720


Also in the Series | **MQS**




Automotive Connector Caps & Covers (131)




Automotive Connector EMC Shielding (2)




Automotive Connector Locks & Position Assurance (29)




Automotive Housings (489)




Automotive Seals & Cavity Plugs (26)



Automotive Terminals (96)



Insertion & Extraction Tools (42)

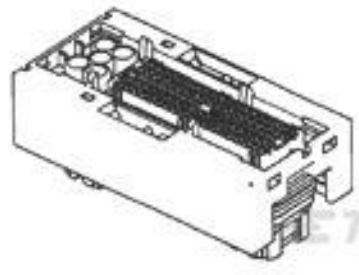


Other Automotive Connector Accessories (13)



PCB Headers & Receptacles (206)

Customers Also Bought



TE Part #1473252-1
40POS MIXED MQS REC SEALED



TE Part #1746865-1
TH/.025 CONNECTOR SYSTEM,
HOUSING




TE Part #2005154-1
025 TAB CONTACT(S)



TE Part #2005372-3
MT-II SLD 6P PLUG ASSY GRAY



TE Part #2297911-1
12 WAY IN-LINE TAB PLUG ASSY



TE Part #2209954-4
AIRBAG 24P COVER ASSY

TE Part #2005390-6
JPT SLD 3P PLUG ASSY-1S BLK

TE Part #2298002-1
SECONDARY LOCK, MQS/MCON1.2,
DTB 50P

TE Part #2325415-1
40POS,ML .025,REC HSG ASSY,UNSLD

Documents

Product Drawings

MQS0,63 Sn rec CB unseal. 0,2-0,35

English

CAD Files

3D PDF

3D

Customer View Model

[ENG_CVM_CVM_5-968220-1_A.2d_dxf.zip](#)

English

Customer View Model

[ENG_CVM_CVM_5-968220-1_A.3d_igs.zip](#)

English

Customer View Model

[ENG_CVM_CVM_5-968220-1_A.3d_stp.zip](#)

English

By downloading the CAD file I accept and agree to the [Terms and Conditions](#) of use.

Datasheets & Catalog Pages



Micro Quadlok Interconnection System (MQS)

English

Product Specifications

Application Specification

English

Application Specification

German

Application Specification

English

Product Environmental Compliance

Product Compliance

English

Product Compliance

English