

184002-1 ✓ ACTIVE



AMP | Sealed Sensor Connector SSC System

TE Internal #: 184002-1

Housing for Female Terminals, Wire-to-Wire / Wire-to-Device / Wire-to-Board, 2 Position, .197 in [5 mm] Centerline, Sealed Sensor Connector SSC System

[View on TE.com >](#)

Connectors > Automotive Connectors > Connector Housings



Connector & Housing Type: **Housing for Female Terminals**

Connector System: **Wire-to-Board, Wire-to-Device, Wire-to-Wire**

Number of Positions: **2**

Centerline (Pitch): **5 mm [ .197 in ]**

Sealable: **Yes**

### Features

#### Product Type Features

Connector & Housing Shape	Rectangular
Connector & Housing Type	Housing for Female Terminals
Connector System	Wire-to-Board, Wire-to-Device, Wire-to-Wire
Sealable	Yes
Hybrid Connector	No
Primary Locking Feature	Integrated in Housing

#### Configuration Features

Number of Positions	2
Number of Rows	1

#### Electrical Characteristics

Operating Voltage	125 VAC
Nominal Voltage Architecture	12 V, 24 V, 42 V, 48 V, 80 V, 90 V, 125 V

#### Body Features

Cable Exit Angle	180°
Body Material	PBT GF
Primary Product Color	Gray
Connector Code	B



### Contact Features

Contact Size	1.8mm
--------------	-------

### Mechanical Attachment

Mounting Feature	Without
Terminal Position Assurance	No
Strain Relief	Without
Mating Alignment Type	Keyed
Mating Alignment	With
Connector Mounting Type	Cable Mount (Free-Hanging)

### Housing Features

Centerline (Pitch)	5 mm [.197 in]
--------------------	----------------

### Dimensions

Product Width	24.05 mm [.947 in]
Product Length	22 mm [.87 in]
Product Height	27.6 mm [1.09 in]

### Usage Conditions

Operating Temperature (Max)	70 °C, 75 °C, 80 °C, 85 °C, 90 °C, 100 °C, 105 °C, 110 °C, 120 °C, 125 °C [158 °F][167 °F][176 °F][185 °F][194 °F][212 °F][221 °F][230 °F][248 °F][257 °F]
Operating Temperature Range	-40 – 125 °C [-40 – 257 °F]

### Industry Standards

UL Flammability Rating	UL 94HB
------------------------	---------

### Packaging Features

Packaging Quantity	1800
Packaging Method	Package

### Other

Serviceable	Yes
Connector Position Assurance Capable	No

### Product Compliance

[For compliance documentation, visit the product page on TE.com>](#)

EU RoHS Directive 2011/65/EU	Compliant
------------------------------	-----------

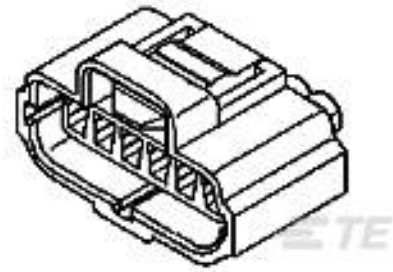











EU ELV Directive 2000/53/EC	Compliant
China RoHS 2 Directive MIIT Order No 32, 2016	No Restricted Materials Above Threshold
EU REACH Regulation (EC) No. 1907/2006	Current ECHA Candidate List: JAN 2022 (223) Candidate List Declared Against: JAN 2022 (223) Does not contain REACH SVHC
Halogen Content	Low Halogen - Br, Cl, F, I < 900 ppm per homogenous material. Also BFR/CFR/PVC Free
Solder Process Capability	Not reviewed for solder process capability

Product Compliance Disclaimer








This information is provided based on reasonable inquiry of our suppliers and represents our current actual knowledge based on the information they provided. This information is subject to change. The part numbers that TE has identified as EU RoHS compliant have a maximum concentration of 0.1% by weight in homogenous materials for lead, hexavalent chromium, mercury, PBB, PBDE, DBP, BBP, DEHP, DIBP, and 0.01% for cadmium, or qualify for an exemption to these limits as defined in the Annexes of Directive 2011/65/EU (RoHS2). Finished electrical and electronic equipment products will be CE marked as required by Directive 2011/65/EU. Components may not be CE marked. Additionally, the part numbers that TE has identified as EU ELV compliant have a maximum concentration of 0.1% by weight in homogenous materials for lead, hexavalent chromium, and mercury, and 0.01% for cadmium, or qualify for an exemption to these limits as defined in the Annexes of Directive 2000/53/EC (ELV). Regarding the REACH Regulation, the information TE provides on SVHC in articles for this part number is based on the latest European Chemicals Agency (ECHA) 'Guidance on requirements for substances in articles' posted at this URL: <https://echa.europa.eu/guidance-documents/guidance-on-reach>

## Compatible Parts

 <p>TE Part # 184060-1 6 POS./6 CIRC PLUG ASSY, KEY A</p>	 <p>TE Part # CAT-EC7491-T273 Econoseal Receptacles and Tabs</p>	 <p>TE Part # 171631-2 070 TAB CONT GOLD</p>	 <p>TE Part # 184006-2 2 POS. PLUG ASSY, KEY D, GRAY</p>
 <p>TE Part # 184166-1 2 POS. CAP HSG., KEY D</p>	 <p>TE Part # 184006-1 2 POS. PLUG ASSY, KEY D, GREEN</p>	 <p>TE Part # 184163-1 2 POS. CAP HSG., KEY A</p>	 <p>TE Part # 184207-1 2 POS. PLUG ASSY, KEY J</p>

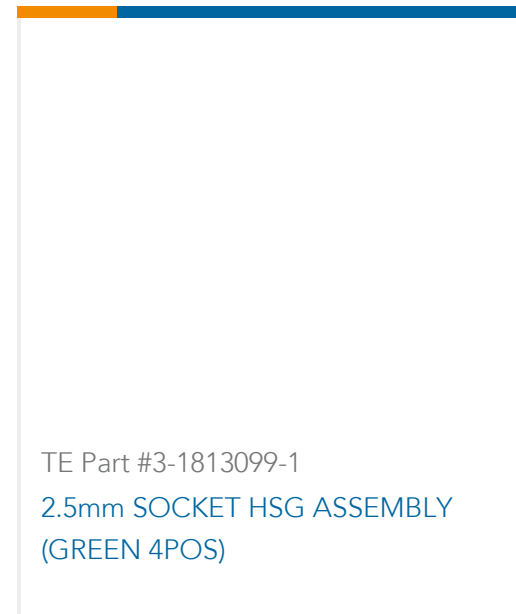
 <p>TE Part # 184164-1 2 POS. CAP HSG., KEY B</p>	 <p>TE Part # 184004-1 2 POS. PLUG ASSY, KEY C, BLACK</p>	 <p>TE Part # 184165-1 2 POS. CAP HSG., KEY C</p>	 <p>TE Part # 184022-1 2 POS. PLUG ASSY, KEY M, BLACK</p>
 <p>TE Part # 184175-1 2 POS. CAP LP</p>	 <p>TE Part # 184000-1 2 POS. PLUG ASSY, KEY A, BLACK</p>	 <p>TE Part # 184012-1 2 POS. PLUG ASSY, KEY G, GRAY</p>	 <p>TE Part # 184030-3 RECPT, CONTACT 070, PTPPHBZ</p>
 <p>TE Part # 184030-1 RECPT, CONTACT 070, AUPHBZ</p>	 <p>TE Part # 184288-1 TRW E9DB-14A163-CA</p>	 <p>TE Part # 184141-1 WIRE SEAL,RUBBER,SENSOR,PURPLE, LIM</p>	 <p>TE Part # 184095-1 RECPT, CONTACT .070, AUPHBZ</p>

Also in the Series | **Sealed Sensor Connector SSC System**

 <p>Automotive Connector Caps &amp; Covers (7)</p>	 <p>Automotive Connector Locks &amp; Position Assurance(6)</p>	 <p>Automotive Housings(178)</p>	 <p>Automotive Seals &amp; Cavity Plugs(3)</p>
 <p>Automotive Terminals(8)</p>	 <p>Insertion &amp; Extraction Tools(1)</p>	 <p>Other Automotive Connector Accessories(7)</p>	

Customers Also Bought





## Documents

### Product Drawings

#### 2 POS. PLUG ASSY, KEY B, GRAY

English

### CAD Files

#### Customer View Model

[ENG\\_CVM\\_CVM\\_184002-1\\_B.2d\\_dxf.zip](#)

English

#### 3D PDF

3D

#### Customer View Model

[ENG\\_CVM\\_CVM\\_184002-1\\_B.3d\\_igs.zip](#)

English

#### Customer View Model

[ENG\\_CVM\\_CVM\\_184002-1\\_B.3d\\_stp.zip](#)

English

By downloading the CAD file I accept and agree to the [Terms and Conditions](#) of use.

### Product Specifications

#### Application Specification

English

### Product Environmental Compliance

#### Product Compliance

English

#### Product Compliance

English



**Instruction Sheets**

**Instruction Sheet (U.S.)**

English

**Positioning the Double Lock Plate**

English