

4-1437290-1 ✓ ACTIVE

AMP | SUPERSEAL 1.0mm

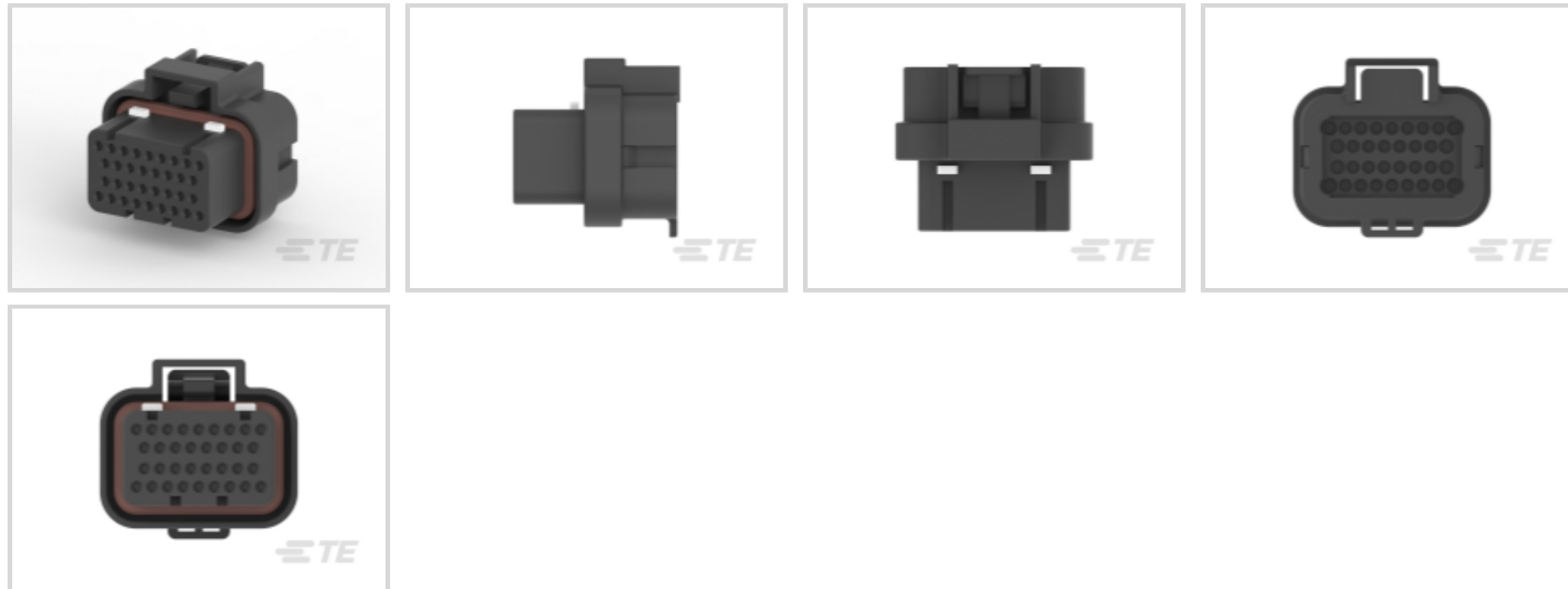
TE Internal #: 4-1437290-1

Housing for Female Terminals, Wire-to-Board / Wire-to-Device, 34 Position, .118 in [3 mm] Centerline, Sealable, Black, SUPERSEAL 1.0 mm

[View on TE.com >](#)



Connectors > Automotive Connectors > Connector Housings > SUPERSEAL Connector Housings: 1.0 mm



Connector & Housing Type: **Housing for Female Terminals**

Mating Pin Diameter: **1 mm [ .039 in ]**

Connector System: **Wire-to-Board, Wire-to-Device**

Number of Positions: **34**

Centerline (Pitch): **3 mm [ .118 in ]**

[All SUPERSEAL Connector Housings: 1.0 mm \(10\)](#)

## Features

### Product Type Features

Connector & Housing Shape	Rectangular
Connector & Housing Type	Housing for Female Terminals
Connector System	Wire-to-Board, Wire-to-Device
Sealable	Yes
Hybrid Connector	No
Primary Locking Feature	Integrated in Housing

### Configuration Features

Number of Positions	34
Number of Rows	4

### Electrical Characteristics

Operating Voltage	250 VAC
Nominal Voltage Architecture	12 V, 24 V, 42 V, 48 V, 80 V, 90 V, 125 V, 240 V



### Body Features

Cable Exit Angle	180°
Body Material	PBT GF
Primary Product Color	Black
Connector Code	2

### Contact Features

Contact Type	Socket
Mating Pin Diameter	1 mm [.039 in]

### Mechanical Attachment

Mounting Feature	Without
Terminal Position Assurance	Yes
Strain Relief	Without
Mating Alignment Type	Keyed
Mating Alignment	With
Connector Mounting Type	Cable Mount (Free-Hanging)

### Housing Features

Centerline (Pitch)	3 mm [.118 in]
--------------------	----------------

### Dimensions

Product Width	38.2 mm [1.504 in]
Product Length	32.15 mm [1.266 in]
Product Height	34.55 mm [1.36 in]
Row-to-Row Spacing	3.5 mm, 4 mm [.138 in] [.157 in]

### Usage Conditions

Operating Temperature (Max)	70 °C, 75 °C, 80 °C, 85 °C, 90 °C, 100 °C, 105 °C, 110 °C, 120 °C, 125 °C [158 °F] [167 °F] [176 °F] [185 °F] [194 °F] [212 °F] [221 °F] [230 °F] [248 °F] [257 °F]
Operating Temperature Range	-40 – 125 °C [-40 – 257 °F]

### Industry Standards

Degree of Protection	JIS D0203
UL Flammability Rating	UL 94V-2

### Packaging Features

Packaging Method	Box
------------------	-----



**Other**

Serviceable	Yes
Connector Position Assurance Capable	No

**Product Compliance**

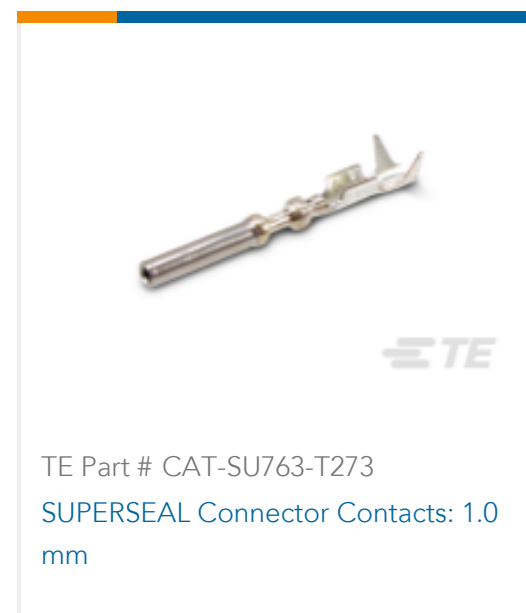
[For compliance documentation, visit the product page on TE.com>](#)

EU RoHS Directive 2011/65/EU	Compliant
EU ELV Directive 2000/53/EC	Compliant
China RoHS 2 Directive MIIT Order No 32, 2016	No Restricted Materials Above Threshold
EU REACH Regulation (EC) No. 1907/2006	Current ECHA Candidate List: JAN 2022 (223) Candidate List Declared Against: JAN 2022 (223) Does not contain REACH SVHC
Halogen Content	Not Low Halogen - contains Br or Cl > 900 ppm.
Solder Process Capability	Not applicable for solder process capability


**Product Compliance Disclaimer**

This information is provided based on reasonable inquiry of our suppliers and represents our current actual knowledge based on the information they provided. This information is subject to change. The part numbers that TE has identified as EU RoHS compliant have a maximum concentration of 0.1% by weight in homogenous materials for lead, hexavalent chromium, mercury, PBB, PBDE, DBP, BBP, DEHP, DIBP, and 0.01% for cadmium, or qualify for an exemption to these limits as defined in the Annexes of Directive 2011/65/EU (RoHS2). Finished electrical and electronic equipment products will be CE marked as required by Directive 2011/65/EU. Components may not be CE marked. Additionally, the part numbers that TE has identified as EU ELV compliant have a maximum concentration of 0.1% by weight in homogenous materials for lead, hexavalent chromium, and mercury, and 0.01% for cadmium, or qualify for an exemption to these limits as defined in the Annexes of Directive 2000/53/EC (ELV). Regarding the REACH Regulation, the information TE provides on SVHC in articles for this part number is based on the latest European Chemicals Agency (ECHA) 'Guidance on requirements for substances in articles' posted at this URL: <https://echa.europa.eu/guidance-documents/guidance-on-reach>

**Compatible Parts**



**Also in the Series | SUPERSEAL 1.0mm**




Automotive Housings(11)



Automotive Seals &amp; Cavity Plugs(1)



Automotive Terminals(6)

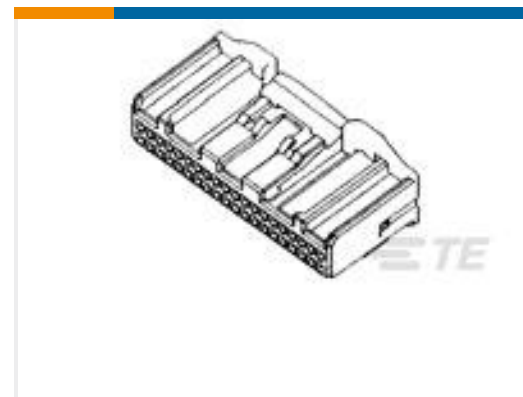


PCB Headers &amp; Receptacles(24)

## Customers Also Bought



TE Part #3-1437290-8  
SUPERSEAL Connector Housings: 1.0 mm



TE Part #1318389-2  
025 40P PLUG ASSY



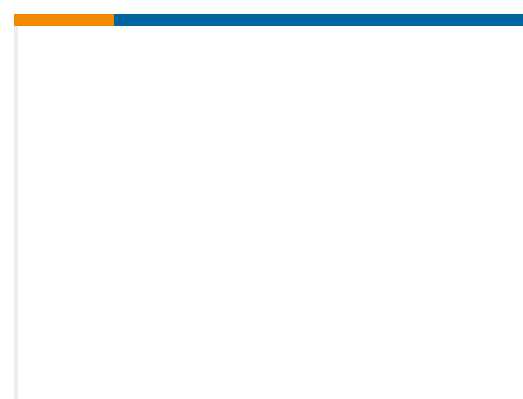
TE Part #1981051-2  
CAP HSG ASSY,SUPER SEAL CONN. 26POS.




TE Part #K1151411  
Battery Disconnecter 35-210-041-S




TE Part #1871414-2  
AMPSEAL16,CAP ASSY,4P-B,B/R TYPE, RWDS



TE Part #5-1437285-7  
942300=MISC AUTO CONN. 6000 /



TE Part #4-1447232-6  
930730-42=CAP HSG ASSY 42P S



TE Part #4-6447232-7  
WATER SEALED ECU 42POS CAP ASSY H TIN

## Documents

### Product Drawings

[34POS,SUPERSEAL,REC HSG ASSY,SLD,COD 2](#)

English

### CAD Files

[3D PDF](#)

3D

Customer View Model

[ENG\\_CVM\\_CVM\\_4-1437290-1\\_O.2d\\_dxf.zip](#)

English

Customer View Model

[ENG\\_CVM\\_CVM\\_4-1437290-1\\_O.3d\\_igs.zip](#)

English

Customer View Model

[ENG\\_CVM\\_CVM\\_4-1437290-1\\_O.3d\\_stp.zip](#)

English

By downloading the CAD file I accept and agree to the [Terms and Conditions](#) of use.



---

### Datasheets & Catalog Pages

[ICT Terminals and Connectors Catalogue](#)

English

---

### Product Specifications

[Receptacle Contact, Super Seal Connector](#)

Japanese

[Application Specification](#)

Japanese

[Super Seal Connector](#)

Japanese

[Application Specification](#)

Japanese

---

### Product Environmental Compliance

[Product Compliance](#)

English

[Product Compliance](#)

English

---

### Instruction Sheets

[Instruction Sheet \(non U.S.\)](#)

English

[SUPER SEAL CONNECTOR PLUG HOUSING CONNECTOR](#)

English

---

### Agency Approvals

[UL Report](#)

English