

1241390-1 ✓ ACTIVE

AMP | AMP MCP Connector System

TE Internal #: 1241390-1

Automotive Terminals, Receptacle, Mating Tab Width 2.8 mm [.11 in], Tab Thickness .024 in / .031 in [.6 mm], AMP MCP Connector System

[View on TE.com >](#)



Terminals & Splices > Automotive Terminals > AMP MCP, RECEPTACLE AND TAB



Terminal Type: **Receptacle**

Mating Tab Width: **2.8 mm [.11 in]**

Mating Tab Thickness: **.6 mm [.024 in, .031 in]**

Terminal Transmits: **0 – 24 A (Low Power)**

Wire Size: **17 – 13 AWG**

[All AMP MCP, RECEPTACLE AND TAB \(125\)](#)

## Features

### Product Type Features

|                         |               |
|-------------------------|---------------|
| Receptacle Style        | 180°          |
| Sealable                | No            |
| Primary Locking Feature | Locking Lance |

### Contact Features

|                                           |                         |
|-------------------------------------------|-------------------------|
| Typical Current Rating                    | 22 A                    |
| Crimp Type                                | F-Crimp                 |
| Terminal Type                             | Receptacle              |
| Mating Tab Width                          | 2.8 mm[.11 in]          |
| Mating Tab Thickness                      | .6 mm[.024 in][.031 in] |
| Interface Plating                         | Tin (Sn)                |
| Contact Termination Area Plating Material | Tin (Sn)                |

### Termination Features

|                                    |       |
|------------------------------------|-------|
| Termination Method to Wire & Cable | Crimp |
| Product Terminates To              | Wire  |

### Dimensions

|                  |                                    |
|------------------|------------------------------------|
| Wire Size        | 1 – 2.5 mm <sup>2</sup>            |
| Wire Size Search | 13 AWG, 14 AWG, 15 AWG, 16 AWG, 17 |



AWG

|                          |                               |
|--------------------------|-------------------------------|
| Wire Insulation Diameter | 2.2 – 2.4 mm [.087 – .118 in] |
|--------------------------|-------------------------------|

### Usage Conditions

|                             |                                                                                                                                              |
|-----------------------------|----------------------------------------------------------------------------------------------------------------------------------------------|
| Insulation Option           | Uninsulated                                                                                                                                  |
| Operating Temperature (Max) | 80 °C, 85 °C, 90 °C, 100 °C, 105 °C, 110 °C, 120 °C, 125 °C, 130 °C [176 °F][185 °F][194 °F][212 °F][221 °F][230 °F][248 °F][257 °F][266 °F] |
| Operating Temperature Range | -40 – 130 °C [-40 – 266 °F]                                                                                                                  |

### Operation/Application

|                                    |        |
|------------------------------------|--------|
| Compatible With Wire Base Material | Copper |
|------------------------------------|--------|

### Packaging Features

|                    |      |
|--------------------|------|
| Packaging Method   | Reel |
| Packaging Quantity | 3500 |

### Other

|                    |                      |
|--------------------|----------------------|
| Terminal Transmits | 0 – 24 A (Low Power) |
|--------------------|----------------------|

## Product Compliance

[For compliance documentation, visit the product page on TE.com>](#)

|                                               |                                                                                                                               |
|-----------------------------------------------|-------------------------------------------------------------------------------------------------------------------------------|
| EU RoHS Directive 2011/65/EU                  | Compliant                                                                                                                     |
| EU ELV Directive 2000/53/EC                   | Compliant                                                                                                                     |
| China RoHS 2 Directive MIIT Order No 32, 2016 | No Restricted Materials Above Threshold                                                                                       |
| EU REACH Regulation (EC) No. 1907/2006        | Current ECHA Candidate List: JAN 2022 (223)<br>Candidate List Declared Against: JAN 2022 (223)<br>Does not contain REACH SVHC |
| Halogen Content                               | Low Halogen - Br, Cl, F, I < 900 ppm per homogenous material. Also BFR/CFR/PVC Free                                           |
| Solder Process Capability                     | Not applicable for solder process capability                                                                                  |

#### Product Compliance Disclaimer

This information is provided based on reasonable inquiry of our suppliers and represents our current actual knowledge based on the information they provided. This information is subject to change. The part numbers that TE has identified as EU RoHS compliant have a maximum concentration of 0.1% by weight in homogenous materials for lead, hexavalent chromium, mercury, PBB, PBDE, DBP, BBP, DEHP, DIBP, and 0.01% for cadmium, or qualify for an exemption to these limits as defined in the Annexes of Directive 2011/65/EU (RoHS2). Finished electrical and electronic equipment products will be CE marked as required by Directive 2011/65/EU. Components may not be CE marked. Additionally, the part

numbers that TE has identified as EU ELV compliant have a maximum concentration of 0.1% by weight in homogenous materials for lead, hexavalent chromium, and mercury, and 0.01% for cadmium, or qualify for an exemption to these limits as defined in the Annexes of Directive 2000/53/EC (ELV). Regarding the REACH Regulation, the information TE provides on SVHC in articles for this part number is based on the latest European Chemicals Agency (ECHA) 'Guidance on requirements for substances in articles' posted at this URL: <https://echa.europa.eu/guidance-documents/guidance-on-reach>

## Compatible Parts

|                                                                                                                                                       |                                                                                                                                                             |                                                                                                                                                         |                                                                                                                                                              |
|-------------------------------------------------------------------------------------------------------------------------------------------------------|-------------------------------------------------------------------------------------------------------------------------------------------------------------|---------------------------------------------------------------------------------------------------------------------------------------------------------|--------------------------------------------------------------------------------------------------------------------------------------------------------------|
|  <p>TE Part # 2305570-1<br/>TERMINAL CUTTER, SIDE FEED</p>           |  <p>TE Part # CAT-AM705-CH8173<br/>AMP MCP, UNSEALED CONNECTOR HOUSING</p> |  <p>TE Part # 1-1563331-1<br/>10POS MIXED MQS REC COD A</p>          |  <p>TE Part # 1897543-2<br/>22POS MIXED MQS REC</p>                       |
|  <p>TE Part # 2109340-2<br/>025/060/110 DOOR 50P PLUG ASSY</p>     |  <p>TE Part # 2301238-1<br/>DTB PLUG HSG ASSY, 49POSN., FAKRA TYPE</p>   |  <p>TE Part # 2151062-1<br/>OCEAN_2.0_APPLICATOR-S-100F140OV</p>   |  <p>TE Part # 963293-1<br/>SEALING F JPT+2,8</p>                        |
|  <p>TE Part # 963292-1<br/>WIRE SEALING 2,2</p>                    |  <p>TE Part # 1563123-2<br/>10POS, MIXED, REC HSG</p>                    |  <p>TE Part # 2-2151062-1<br/>OCEAN_2.0_APPLICATOR-S-100F140OV</p> |  <p>TE Part # 2-2151062-2<br/>OCEAN_2.0_APPLICATOR-S-100F140OV</p>      |
|  <p>TE Part # 2-2836246-1<br/>OCEAN_2.0_Applicator-S-100F120OV</p> |  <p>TE Part # 2-2836246-2<br/>OCEAN_2.0_Applicator-S-100F120OV</p>       |  <p>TE Part # 2151062-2<br/>OCEAN_2.0_APPLICATOR-S-100F140OV</p>   |  <p>TE Part # 2298567-1<br/>22POSN., REC ASSY, MCON1.2, MQS, MCP2.8</p> |




TE Part # 2298622-1  
24POS, HYBRID, REC HSG ASSY, UNSLD, COD A



TE Part # 2298633-1  
60POS, HYBRID, REC HSG ASSY, UNSLD, COD A




TE Part # 2836246-1  
OCEAN\_2.0\_Applicator-S-100F1200V




TE Part # 2836246-2  
OCEAN\_2.0\_Applicator-S-100F1200V


Also in the Series | AMP MCP Connector System




Automotive Connector Caps & Covers (24)




Automotive Connector Locks & Position Assurance (7)




Automotive Housings (352)




Automotive Seals & Cavity Plugs (6)



Automotive Terminals (125)



Insertion & Extraction Tools (13)



Other Automotive Connector Accessories (2)



PCB Headers & Receptacles (29)

Customers Also Bought



TE Part #180437-2  
110 FASTON, REC., 20-16 AWG, PTPBR



TE Part #1563124-1  
2. LOCK, 10 POS FEM HOUSING



TE Part #964308-1  
TAB A 5.8x0.8 CONTACT CF SRC Sn



TE Part #5-963716-1  
MQS, RECEPTACLE AND TAB



TE Part #7-1452656-1  
MCON 1.2 LL REC SRC SN



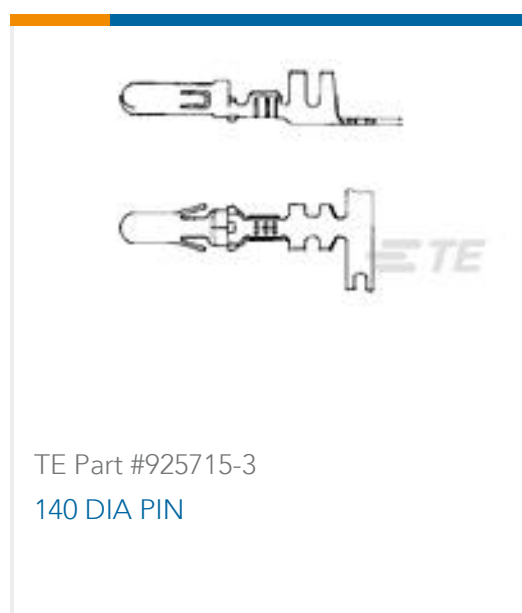
TE Part #1563123-2  
10POS, MIXED, REC HSG



TE Part #2177000-1  
10POS, 0.64 GENER. Y, REC HSG, ASSY



TE Part #881507-5  
FF 110 REC 0.5-1.5 MM2 0.25 X 12.3 PTPBR



## Documents

### Product Drawings

[AMP MCP 2.8K, CONTACT](#)

English

[AMP MCP 2.8K, CONTACT](#)

English

### CAD Files

Customer View Model

[ENG\\_CVM\\_1241390-1\\_C6.3d\\_igs.zip](#)

English

Customer View Model

[ENG\\_CVM\\_1241390-1\\_C6.3d\\_stp.zip](#)

English

Customer View Model

[ENG\\_CVM\\_1241390-1\\_C6.2d\\_dxf.zip](#)

English

[3D PDF](#)

English

By downloading the CAD file I accept and agree to the [Terms and Conditions](#) of use.

### Product Specifications

[Application Specification](#)

German

[Application Specification](#)

German

### Product Environmental Compliance

[MD\\_1241390-1\\_06012018240\\_dmtec](#)

English

[MD\\_1241390-1\\_06012018240\\_dmtec](#)

English