

1-967412-2 ✓ ACTIVE

AMP | Junior Power Timer

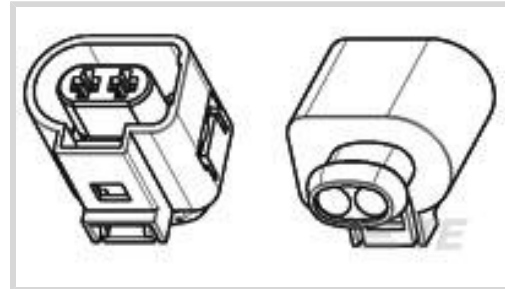
TE Internal #: 1-967412-2

Housing for Female Terminals, Wire-to-Board / Wire-to-Wire / Wire-to-Device, 2 Position, .197 in [5 mm] Centerline, Sealable, Junior Power Timer

[View on TE.com >](#)



Connectors > Automotive Connectors > Connector Housings > TIMER, CONNECTOR HOUSING



Connector & Housing Type: **Housing for Female Terminals**

Mating Tab Width: **2.8 mm [.11 in]**

Connector System: **Wire-to-Board, Wire-to-Device, Wire-to-Wire**

Number of Positions: **2**

Centerline (Pitch): **5 mm [.197 in]**

[All TIMER, CONNECTOR HOUSING \(543\)](#)

Features

Product Type Features

Connector & Housing Shape	Rectangular
Connector & Housing Type	Housing for Female Terminals
Connector System	Wire-to-Board, Wire-to-Device, Wire-to-Wire
Sealable	Yes
Hybrid Connector	No
Primary Locking Feature	On the Terminal

Configuration Features

Number of Positions	2
Number of Rows	1

Body Features

Cable Exit Angle	180°
Body Material	Other
Primary Product Color	Black
Connector Code	A

Contact Features

Contact Size	2.8mm
--------------	-------



Contact Type	Receptacle
--------------	------------

Mating Tab Width	2.8 mm[.11 in]
------------------	----------------

Mechanical Attachment

Mounting Feature	Without
------------------	---------

Terminal Position Assurance	Yes
-----------------------------	-----

Strain Relief	Without
---------------	---------

Mating Alignment Type	Keyed
-----------------------	-------

Mating Alignment	With
------------------	------

Connector Mounting Type	Cable Mount (Free-Hanging)
-------------------------	----------------------------

Housing Features

Centerline (Pitch)	5 mm[.197 in]
--------------------	---------------

Dimensions

Product Width	32.7 mm[1.287 in]
---------------	-------------------

Product Length	23 mm[.906 in]
----------------	----------------

Product Height	19.3 mm[.76 in]
----------------	-----------------

Operation/Application

Circuit Application	Signal
---------------------	--------

Industry Standards

Degree of Protection	IP69K
----------------------	-------

Packaging Features

Packaging Method	Carton
------------------	--------

Other

Serviceable	No
-------------	----

Connector Position Assurance Capable	No
--------------------------------------	----

Product Compliance

[For compliance documentation, visit the product page on TE.com>](#)

EU RoHS Directive 2011/65/EU	Compliant
------------------------------	-----------

EU ELV Directive 2000/53/EC	Compliant
-----------------------------	-----------

China RoHS 2 Directive MIIT Order No 32, 2016	No Restricted Materials Above Threshold
---	---

EU REACH Regulation (EC) No. 1907/2006	Current ECHA Candidate List: JAN 2022 (223)
--	---



Candidate List Declared Against: JAN 2022 (223)

Does not contain REACH SVHC

Halogen Content	Not Low Halogen - contains Br or Cl > 900 ppm.
Solder Process Capability	Not reviewed for solder process capability

Product Compliance Disclaimer

This information is provided based on reasonable inquiry of our suppliers and represents our current actual knowledge based on the information they provided. This information is subject to change. The part numbers that TE has identified as EU RoHS compliant have a maximum concentration of 0.1% by weight in homogenous materials for lead, hexavalent chromium, mercury, PBB, PBDE, DBP, BBP, DEHP, DIBP, and 0.01% for cadmium, or qualify for an exemption to these limits as defined in the Annexes of Directive 2011/65/EU (RoHS2). Finished electrical and electronic equipment products will be CE marked as required by Directive 2011/65/EU. Components may not be CE marked. Additionally, the part numbers that TE has identified as EU ELV compliant have a maximum concentration of 0.1% by weight in homogenous materials for lead, hexavalent chromium, and mercury, and 0.01% for cadmium, or qualify for an exemption to these limits as defined in the Annexes of Directive 2000/53/EC (ELV). Regarding the REACH Regulation, the information TE provides on SVHC in articles for this part number is based on the latest European Chemicals Agency (ECHA) 'Guidance on requirements for substances in articles' posted at this URL: <https://echa.europa.eu/guidance-documents/guidance-on-reach>

Compatible Parts



TE Part # 185027-1
JPT F REC 2.8 Contact SWS Sn




TE Part # 185026-1
JPT F REC 2.8 Contact SWS Sn




TE Part # 828904-1
SINGLE WIRE SEAL FOR J.P.T.CON


Also in the Series | Junior Power Timer




Automotive Connector Caps & Covers (5)



Automotive Housings(225)



Automotive Seals & Cavity Plugs(10)




Automotive Terminals(82)




Busbars & Terminals(1)




Insertion & Extraction Tools(9)



Module Components(8)



Other Automotive Connector Accessories(1)

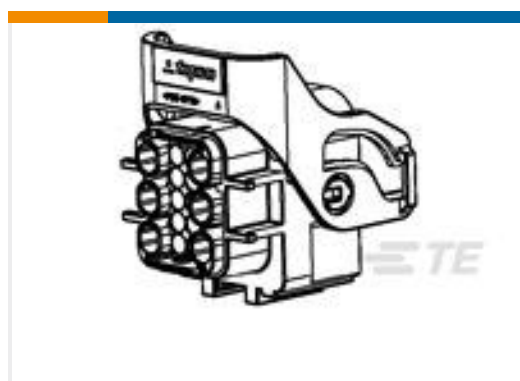


PCB Headers & Receptacles(1)

Customers Also Bought



TE Part #2-1676123-3
1/2W SM M/OX 5% 6R8



TE Part #1743350-2
MT-II/JPT SLD 16P PLUG ASSY



TE Part #1745032-1
2 POS. MCP2.8 CONNECTOR FOR IGNITION KEY



TE Part #1-936059-3
2.8MM SLD 2P PLUG ASSY



TE Part #2138168-1
EVC135, RELAY, SIDE MOUNT



TE Part #281871-1
5MM PITCH TAB/RECPT CONN



TE Part #AS620-39PN
PLUG BOOT TERMIN'N TYPE 6



TE Part #AS620-39SN
PLUG BOOT TERMIN'N TYPE 6



TE Part #963465-1
MOD4 BU GEH KOMPL3P



TE Part #AS220-39PN
RECEPT.BOX MNTG.TYPE 2

Documents



Product Drawings

JPT GEH ASSY 2P

English

CAD Files

Customer View Model

[ENG_CVM_1-967412-2_B.3d_igs.zip](#)

English

Customer View Model

[ENG_CVM_1-967412-2_B.3d_stp.zip](#)

English

Customer View Model

[ENG_CVM_1-967412-2_B.2d_dxf.zip](#)

English

3D PDF

English

3D PDF

3D

By downloading the CAD file I accept and agree to the [Terms and Conditions](#) of use.

Datasheets & Catalog Pages

Timer Interconnection System

English

Product Specifications

Product Specification

English

Product Environmental Compliance

Product Compliance

English

Product Compliance

English

Instruction Sheets

Instruction Sheet (non U.S.)

English