

1241872-1 ✓ ACTIVE

AMP | Junior Power Timer


TE Internal #: 1241872-1

Automotive Terminals, Receptacle, Mating Tab Width 2.8 mm [.11 in], Tab Thickness .031 in [.8 mm], 17 – 13 AWG Wire Size, Junior Power Timer

[View on TE.com >](#)



Terminals & Splices > Automotive Terminals > TIMER, RECEPTACLE AND TAB



Terminal Type: **Receptacle**

Mating Tab Width: **2.8 mm [.11 in]**

Mating Tab Thickness: **.8 mm [.031 in]**

Terminal Transmits: **25 – 40 A (Power)**

Wire Size: **17 – 13 AWG**

[All TIMER, RECEPTACLE AND TAB \(346\)](#)

Features

Product Type Features

| | |
|-------------------------|---------------|
| Receptacle Style | 180° |
| Sealable | Yes |
| Primary Locking Feature | Locking Lance |

Body Features

| | |
|--------------------|------------------------|
| Terminal Seal Type | Single Wire Seal (SWS) |
|--------------------|------------------------|

Contact Features

| | |
|---|-----------------|
| Typical Current Rating | 30 A |
| Crimp Type | F-Crimp |
| Terminal Type | Receptacle |
| Mating Tab Width | 2.8 mm [.11 in] |
| Mating Tab Thickness | .8 mm [.031 in] |
| Interface Plating | Tin (Sn) |
| Contact Termination Area Plating Material | Tin (Sn) |

Termination Features

| | |
|------------------------------------|-------|
| Termination Method to Wire & Cable | Crimp |
| Product Terminates To | Wire |



Dimensions

| | |
|--------------------------|--|
| Wire Size | 1 – 2.5 mm ² |
| Wire Size Search | 13 AWG, 14 AWG, 15 AWG, 16 AWG, 17 AWG |
| Wire Insulation Diameter | 2.2 – 3 mm, 3.4 mm [.134 in] |

Usage Conditions

| | |
|-----------------------------|--|
| Insulation Option | Uninsulated |
| Operating Temperature (Max) | 80 °C, 85 °C, 90 °C, 100 °C, 105 °C, 110 °C, 120 °C, 125 °C, 130 °C [176 °F][185 °F][194 °F][212 °F][221 °F][230 °F][248 °F][257 °F][266 °F] |
| Operating Temperature Range | -40 – 130 °C [-40 – 266 °F] |

Operation/Application

| | |
|------------------------------------|--------|
| Compatible With Wire Base Material | Copper |
|------------------------------------|--------|

Industry Standards

| | |
|-----------------|-----------------------------|
| Agency/Standard | IEC 664/664A (DIN VDE 0110) |
|-----------------|-----------------------------|

Packaging Features

| | |
|--------------------|------|
| Packaging Method | Reel |
| Packaging Quantity | 3500 |

Other

| | |
|--------------------|-------------------|
| Terminal Transmits | 25 – 40 A (Power) |
|--------------------|-------------------|

Product Compliance

[For compliance documentation, visit the product page on TE.com>](#)

| | |
|---|---|
| EU RoHS Directive 2011/65/EU | Compliant |
| EU ELV Directive 2000/53/EC | Compliant |
| China RoHS 2 Directive MIIT Order No 32, 2016 | No Restricted Materials Above Threshold |
| EU REACH Regulation (EC) No. 1907/2006 | Current ECHA Candidate List: JAN 2022 (223) Candidate List Declared Against: JAN 2022 (223) Does not contain REACH SVHC |
| Halogen Content | Low Halogen - Br, Cl, F, I < 900 ppm per homogenous material. Also BFR/CFR/PVC Free |
| Solder Process Capability | Not applicable for solder process capability |

Product Compliance Disclaimer

This information is provided based on reasonable inquiry of our suppliers and represents our current actual knowledge based on the information they provided. This information is subject to change. The part numbers that TE has identified as EU RoHS compliant have a maximum concentration of 0.1% by weight in homogenous materials for lead, hexavalent chromium, mercury, PBB, PBDE, DBP, BBP, DEHP, DIBP, and 0.01% for cadmium, or qualify for an exemption to these limits as defined in the Annexes of Directive 2011/65/EU (RoHS2). Finished electrical and electronic equipment products will be CE marked as required by Directive 2011/65/EU. Components may not be CE marked. Additionally, the part numbers that TE has identified as EU ELV compliant have a maximum concentration of 0.1% by weight in homogenous materials for lead, hexavalent chromium, and mercury, and 0.01% for cadmium, or qualify for an exemption to these limits as defined in the Annexes of Directive 2000/53/EC (ELV). Regarding the REACH Regulation, the information TE provides on SVHC in articles for this part number is based on the latest European Chemicals Agency (ECHA) 'Guidance on requirements for substances in articles' posted at this URL: <https://echa.europa.eu/guidance-documents/guidance-on-reach>

Compatible Parts



TE Part # 828905-1
SINGLE-WIRE-SEAL(5MM HOLE)



TE Part # 2305570-1
TERMINAL CUTTER, SIDE FEED



TE Part # CAT-T4827-CH8172
TIMER, CONNECTOR HOUSING



TE Part # 2-2151063-1
OCEAN_2.0_APPLICATOR-S-100F165O



TE Part # 2-2151063-2
OCEAN_2.0_APPLICATOR-S-100F165O



TE Part # 2151063-1
OCEAN_2.0_APPLICATOR-S-100F165O



TE Part # 2151063-2
OCEAN_2.0_APPLICATOR-S-100F165O



TE Part # 493577-1
ASSY 10 WAY JPT REC



TE Part # 5-2151063-1
OCEAN_2.0_APPLICATOR-S-100F165O



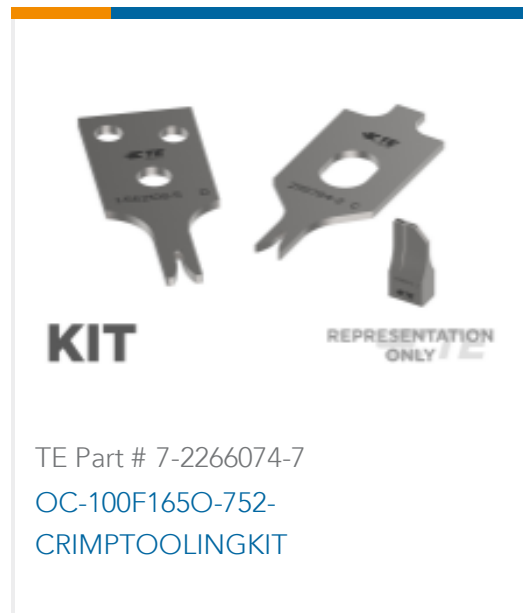
TE Part # 5-2151063-2
OCEAN_2.0_APPLICATOR-S-100F165O



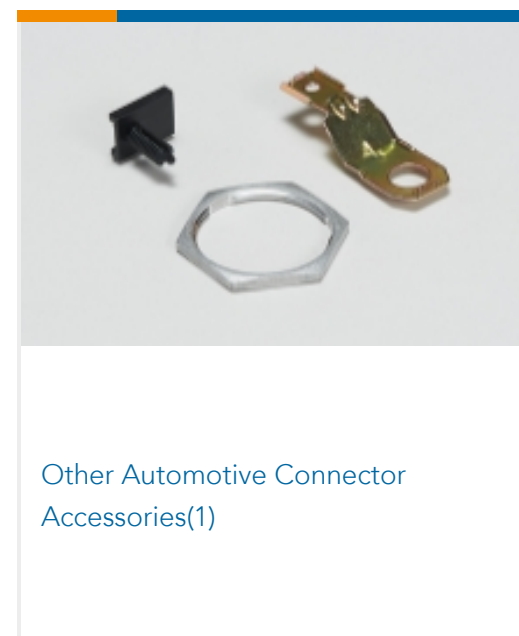
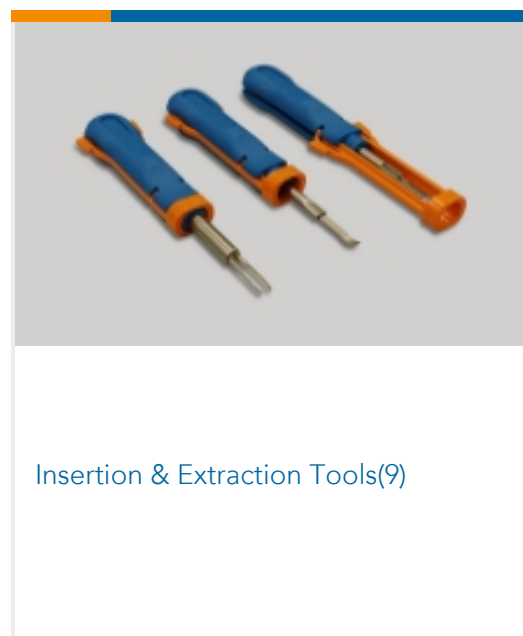

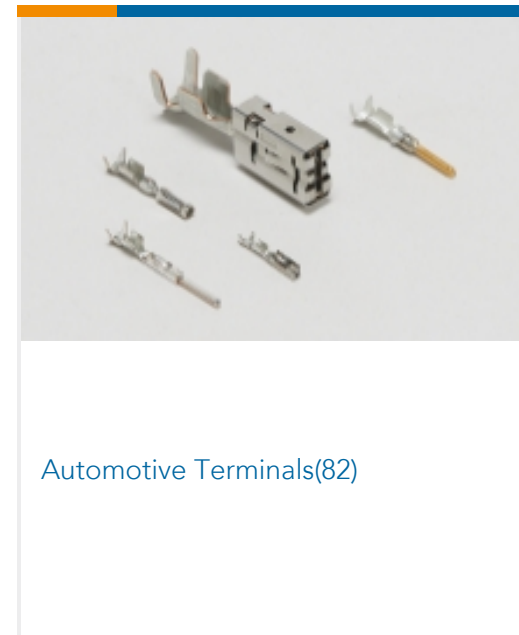
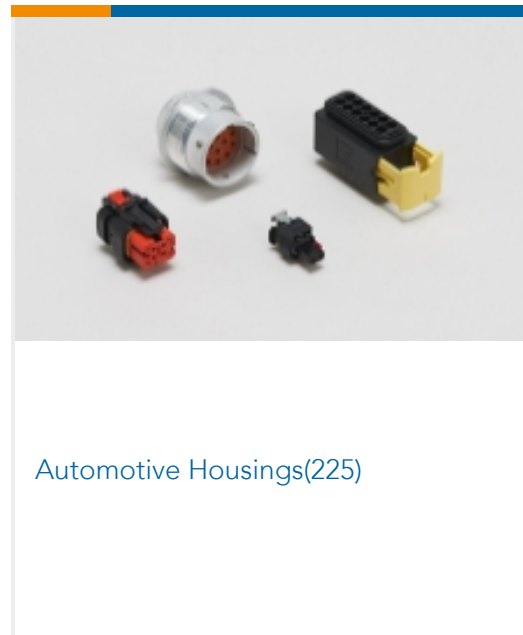

TE Part # 7-2151063-1
OCEAN_2.0_APPLICATOR-S-100F165O



TE Part # 7-2151063-2
OCEAN_2.0_APPLICATOR-S-100F165O

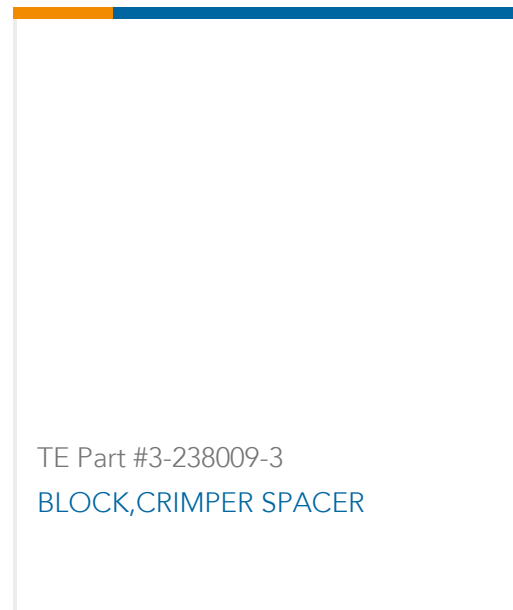
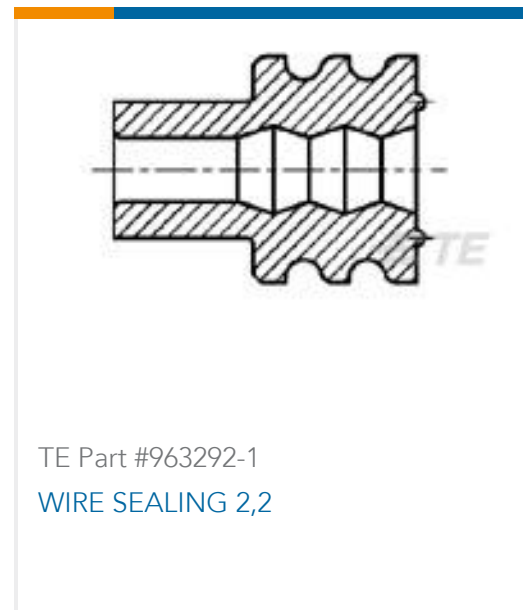


Also in the Series | Junior Power Timer



Customers Also Bought





Documents

Product Drawings

[JPT A REC 2.8 Contact SWS Sn](#)

English

[JPT A REC 2.8 Contact SWS Sn](#)

English

CAD Files

Customer View Model

[ENG_CVM_1241872-1_B9.3d_igs.zip](#)

English

Customer View Model

[ENG_CVM_1241872-1_B9.3d_stp.zip](#)

English

Customer View Model

[ENG_CVM_1241872-1_B9.2d_dxf.zip](#)

English

[3D PDF](#)

English

By downloading the CAD file I accept and agree to the [Terms and Conditions](#) of use.

Datasheets & Catalog Pages

[Timer Interconnection System](#)

English

Product Specifications

[Application Specification](#)

German

[Application Specification](#)

English

[Application Specification](#)

English