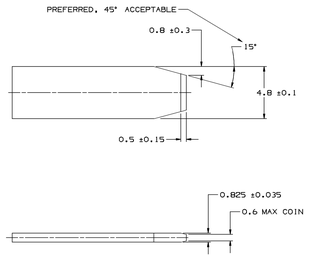

NOTES:

1. TERMINALS ARE IDENTICAL.
2. MATERIAL:
   RECOMMENDED MATERIAL IS P-1546 (CDA-210) - EXTRA SPRING TEMPER - TIN PLATED BRASS
   PLATING THICKNESS: 0.0026 - 0.0076 MM
   TENSILE STRENGTH: 430 -480 MPa

   (MATERIAL SHOULD HAVE AN ELECTRICAL CONDUCTIVITY ≥ 20% I.A.C.S. AT 68°F. USE OF MATERIAL WITH CONDUCTIVITY < 20% I.A.C.S. SHOULD BE APPROVED BY PACKARD ELECTRIC)

MATING TERMINAL INFORMATION

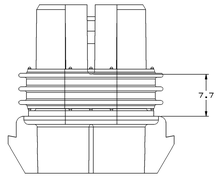

OPTIONAL CONSTRUCTION
TYPE 101 & 102

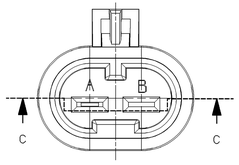

TYPE 102
SAME AS TYPE 101
EXCEPT AS SHOWN

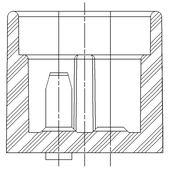

SECTION C-C

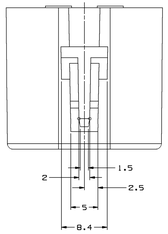

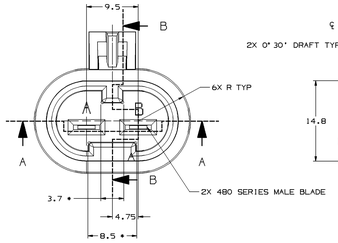

TYPE 101

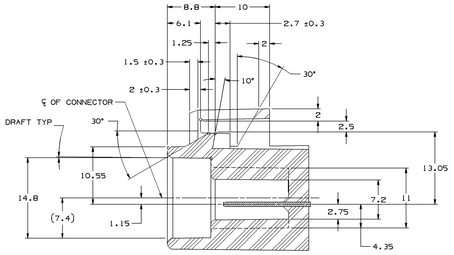

SECTION B-B

SYMBOL DEFINITION			MISSING SYMBOLS
A DIMENSION WITHOUT AN INSPECTION REPORT SYMBOL (☐) DOES NOT REQUIRE INSPECTION. IT MAY BE CONTROLLED ON THE INDIVIDUAL COMPONENT DRAWING.	TOTAL NO OF INSPECTIONS REQUIRED	2	NO MISSING SYMBOL NUMBER
	LAST NO. USED	2	

DWG STATUS					ZONE	REVISION HISTORY	AUTH	DR	APVD 1	APVD 2
DATE	STA	REV	N/P	CHG						
25JN99	R	01	-	-		ALL PARTS - REDRAWN TO PD, REVISED LOCK ARM	195224	EDV	ROH	JH
25JN99	R	02	-	-		ALL PARTS - REVISED NOTE	196842	SMC	SMC	JH
20JA00	R	03	-	-		ALL PARTS - 20 ±0.19/-0.38 WAS 20 ±0.15/-0.3, 9.5 ±0.19 WAS 9.5 ±0.15 & ADDED 4.65 +0.25/-0.19 DIM	198161	RB	KAP	DN
17FE06	R	04	-	-		ALL PARTS - ADDED DIMS (2 PLCS), DELETED DIMS (5 PLCS), 2X 10.55 +0.15/-0.4 TYP WAS 2X 10.55 TYP AND REVISED INSPECTION SYMBOLS	277582	JTV	AUG	BG
21FE06	R	05	-	-		ALL PARTS - UPDATED REV LEVEL	277688	JTV	AUG	BG

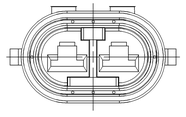

TYPE 101

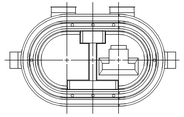

TYPE 102
SAME AS TYPE 101
EXCEPT AS SHOWN

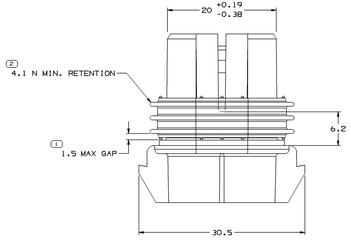

TYPE 101 & 102

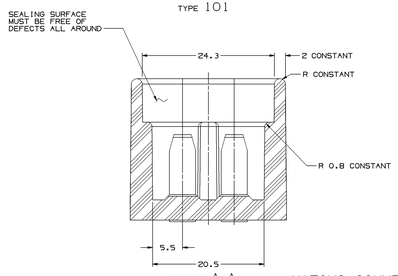

SECTION A-A

MATING CONNECTOR INFORMATION

NOTES

1. UNLESS OTHERWISE SPECIFIED AND/OR INDICATED:
   DIMENSIONS ARE TO FACE OF VIEW SHOWN AND AUTOMATICALLY ROUNDED BY COMPUTER FOR INSPECTION. (SEE MATH MODEL FOR PRECISE DIMENSIONS.) FOR ALL OTHER DIMENSIONS NOT SHOWN BUT REQUIRED FOR TOOL BUILD, SEE MATH MODEL FOR PRECISE TOOL PATH DATA.
   ALL RADII 0.4
2. WHEN PARTS ARE SHIPPED THEY MUST BE PACKED IN PLASTIC BAGS OR SHIPPING CONTAINERS MUST BE LINED WITH PLASTIC LINERS. BAGS OR LINERS MUST BE SEALED TO AVOID FOREIGN MATTER.
3. RECOMMENDED MATERIAL GLASS FILLED NYLON OR POLYESTER.

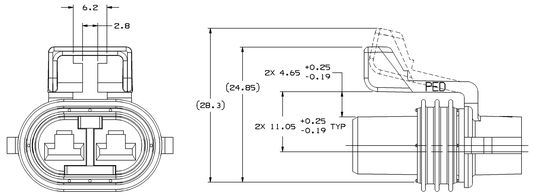

OPTIONAL LOCK ARM CONSTRUCTION
TYPE 101 & 102

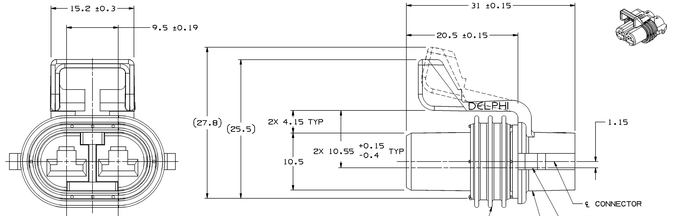

PREFERRED LOCK ARM CONSTRUCTION
TYPE 101 & 102

NOTES

1. UNLESS OTHERWISE SPECIFIED AND/OR INDICATED:
   DIMENSIONS ARE TO FACE OF VIEW SHOWN AND AUTOMATICALLY ROUNDED BY COMPUTER FOR INSPECTION. (SEE MATH MODEL FOR PRECISE DIMENSIONS.) FOR ALL OTHER DIMENSIONS NOT SHOWN BUT REQUIRED FOR TOOL BUILD, SEE MATH MODEL FOR PRECISE TOOL PATH DATA.
2. WHEN PARTS ARE SHIPPED THEY MUST BE PACKED IN PLASTIC BAGS OR SHIPPING CONTAINERS MUST BE LINED WITH PLASTIC LINERS. BAGS OR LINERS MUST BE SEALED TO AVOID FOREIGN MATTER.
3. SEALING CODE 3 - DESIGN WILL PASS SALT FOG AND IMMERSION TEST AFTER CONDITIONING AS SPECIFIED IN ESA-644 (WEATHER-PACK),ESA-710 (METRI-PACK), ESA-650 (UNDERHOOD MICRO-PACK), C-4006 (WORLD CONNECTOR), ETC. - WHEN MATED TO MATING PART OR EQUIVALENT
4. MATING COMPONENTS OR EQUIVALENT:
   DELCO PRODUCTS COMPONENT PART NO 5049046
   IN-LINE FEMALE CONNECTORS 12124362 OR 12065863
5. THIS PART ACCEPTS THE FOLLOWING COMPONENTS OR EQUIVALENT:
   CAVITIES TO ACCEPT 12048451 TERMINAL
   CONNECTOR SEAL 12052022
   CABLE SEAL 12048442
   CONNECTOR POSITION ASSURANCE LOCK 12020833
   TERMINAL POSITION ASSURANCE LOCK 12059897

PART NO	REV	N/P	STATUS	TYPE	CONNECTOR
12124388	B7	-		102	12124363
12052613	C7	-		101	12052614

DRAWING NUMBER 12124387
SIZE A1x3 | SCALE 4:1 | PAGE NO 2 OF 2 | SHEET NO 1 OF 1 | REV R | N/P 05 | -

DWG TYPE: PART DRAWING
STYLE
VOLUME CONT | SYSTEM CODE: D
UNLESS OTHERWISE SPECIFIED
THIS DRAWING IS IN ACCORDANCE WITH ASME Y14.5M-1994 OR ANSI/ASME Y14.5M-1982 WHICHEVER IS CURRENT AT THE TIME OF ORIGINAL DRAWING RELEASE. DRAWINGS MAY BE MADE ACCORDING TO OTHER STANDARDS BY BEING SEPARately ENGRAVED OR OTHER REFERENCE.
ALL DIMENSIONS ARE IN MILLIMETERS
REFERENCE
(N/A) PROCESS SENSITIVE DIMENSION
DIMENSION ENCLOSED IN ( ) INDICATES REFERENCE DIMENSION, SEE AN TOLERANCE TYPE AND DETAIL CHART
DIMENSIONAL TOLERANCE CHART

LENGTH	0 - 25	25 - 50	50 - 100	100 - 150	150 - 200	200 - 300	OVER 300
TOLERANCE	±0.25	±0.38	±0.50	±0.75	±1.00	±1.25	(1:100)

TOLERANCE UNLESS OTHERWISE SPECIFIED
FINISH 0.8 FROM 0.4 RA OR 1.6 RA
ANGULAR TOLERANCE ±1°
THIRD ANGLE PROJECTION
DO NOT SCALE
USE MATH DATA
DELPHI
DELPHI PACKARD ELECTRIC SYSTEMS
WARREN, OH

		DATE
DR	TERRY MARRIE	120CY2
APVD1	TERRY MERRIE	120CY2
APVD2	TERRY MERRIE	120CY2
APVD3		
APVD4		
APVD5		

SUBSTANCES OF CONCERN: NO RECYCLED CONTENT PER DELPHI (2MY600)
MATERIAL: SEE DRAWING
DRAWING NAME: TAXI ASM CONN F M/P 480 SLD
DRAWING NUMBER 12124387
SIZE A1x3 | SCALE 4:1 | PAGE NO 1 OF 2 | SHEET NO 1 OF 1 | REV R | N/P 05 -

1SIS4387