

1-1564516-1 ✓ ACTIVE

AMP | Heavy Duty Sealed Connector Series

TE Internal #: 1-1564516-1

Housing for Male Terminals, Wire-to-Wire, 10 Position, .157 in / .236 in [4 mm / 6 mm] Centerline, Sealable, Black, Heavy Duty Sealed Connector Series

[View on TE.com >](#)



Connectors > Automotive Connectors > Connector Housings > Heavy Duty Sealed Connector Series Housings



Connector & Housing Type: **Housing for Male Terminals**

Mating Tab Width: **1.6 mm, 2.8 mm** [ .063 in, .11 in ]

Connector System: **Wire-to-Wire**

Number of Positions: **10**

Centerline (Pitch): **4 mm, 6 mm** [ .157 in, .236 in ]

[All Heavy Duty Sealed Connector Series Housings \(190\)](#)

## Features

### Product Type Features

|                           |                            |
|---------------------------|----------------------------|
| Connector & Housing Shape | Rectangular                |
| Connector & Housing Type  | Housing for Male Terminals |
| Connector System          | Wire-to-Wire               |
| Sealable                  | Yes                        |
| Hybrid Connector          | Yes                        |
| Primary Locking Feature   | On the Terminal            |

### Configuration Features

|                     |    |
|---------------------|----|
| Number of Positions | 10 |
| Number of Rows      | 2  |

### Electrical Characteristics

|                              |                        |
|------------------------------|------------------------|
| Operating Voltage            | 60 VDC                 |
| Nominal Voltage Architecture | 12 V, 24 V, 42 V, 60 V |

### Body Features

|                       |        |
|-----------------------|--------|
| Cable Exit Angle      | Other  |
| Body Material         | PBT GF |
| Primary Product Color | Black  |



|                |   |
|----------------|---|
| Connector Code | A |
|----------------|---|

### Contact Features

|                              |                                  |
|------------------------------|----------------------------------|
| Contact Size                 | 1.5K, 2.8mm                      |
| Contact Type                 | Tab                              |
| Mating Tab Width             | 1.6 mm, 2.8 mm [.063 in][.11 in] |
| Contact Current Rating (Max) | 40 A                             |

### Mechanical Attachment

|                             |             |
|-----------------------------|-------------|
| Mounting Feature            | Without     |
| Terminal Position Assurance | Yes         |
| Strain Relief               | Without     |
| Mating Alignment Type       | Keyed       |
| Mating Alignment            | With        |
| Connector Mounting Type     | Panel Mount |

### Housing Features

|                    |                               |
|--------------------|-------------------------------|
| Centerline (Pitch) | 4 mm, 6 mm [.157 in][.236 in] |
|--------------------|-------------------------------|

### Dimensions

|                    |                    |
|--------------------|--------------------|
| Product Width      | 27 mm [1.063 in]   |
| Product Length     | 40.6 mm [1.598 in] |
| Product Height     | 48.1 mm [1.894 in] |
| Row-to-Row Spacing | 6.9 mm [.272 in]   |

### Usage Conditions

|                             |   |
|-----------------------------|---|
| Operating Temperature (Max) | 70 °C, 80 °C, 85 °C, 90 °C, 100 °C, 105 °C, 110 °C, 120 °C, 125 °C, 130 °C, 140 °C [158 °F][167 °F][176 °F][185 °F][194 °F][212 °F][221 °F][230 °F][248 °F][257 °F][266 °F][284 °F] |
| Operating Temperature Range | -40 – 140 °C [-40 – 284 °F]   |

### Operation/Application

|                     |        |
|---------------------|--------|
| Circuit Application | Signal |
|---------------------|--------|

### Industry Standards

|                        |          |
|------------------------|----------|
| Degree of Protection   | IP67     |
| UL Flammability Rating | UL 94V-0 |

### Packaging Features

|                    |     |
|--------------------|-----|
| Packaging Quantity | 168 |
|--------------------|-----|

|                  |     |
|------------------|-----|
| Packaging Method | Box |
|------------------|-----|

### Other

|                                      |     |
|--------------------------------------|-----|
| Serviceable                          | Yes |
| Connector Position Assurance Capable | No  |

## Product Compliance

[For compliance documentation, visit the product page on TE.com>](#)

|   |   |
|---|---|
| EU RoHS Directive 2011/65/EU                  | Compliant   |
| EU ELV Directive 2000/53/EC                   | Compliant   |
| China RoHS 2 Directive MIIT Order No 32, 2016 | No Restricted Materials Above Threshold   |
| EU REACH Regulation (EC) No. 1907/2006        | Current ECHA Candidate List: JAN 2022 (223)<br>Candidate List Declared Against: JAN 2022 (223)<br>Does not contain REACH SVHC |
| Halogen Content                               | Not Low Halogen - contains Br or Cl > 900 ppm.  |
| Solder Process Capability                     | Not applicable for solder process capability  |

### Product Compliance Disclaimer



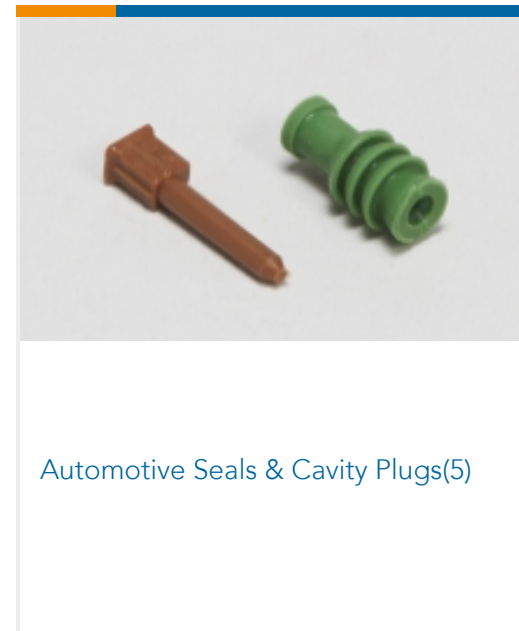
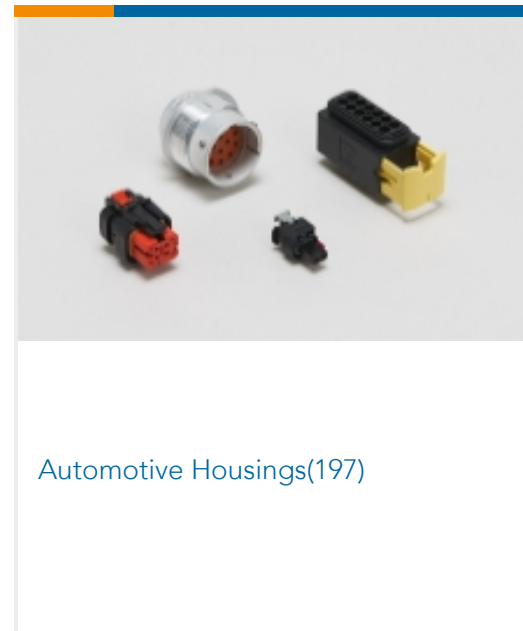
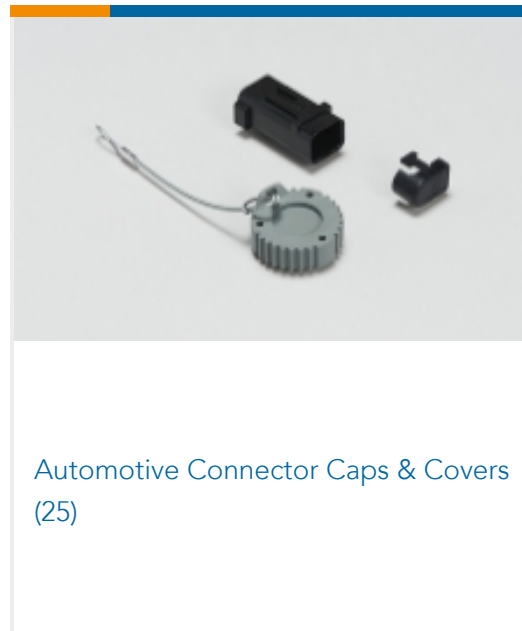
This information is provided based on reasonable inquiry of our suppliers and represents our current actual knowledge based on the information they provided. This information is subject to change. The part numbers that TE has identified as EU RoHS compliant have a maximum concentration of 0.1% by weight in homogenous materials for lead, hexavalent chromium, mercury, PBB, PBDE, DBP, BBP, DEHP, DIBP, and 0.01% for cadmium, or qualify for an exemption to these limits as defined in the Annexes of Directive 2011/65/EU (RoHS2). Finished electrical and electronic equipment products will be CE marked as required by Directive 2011/65/EU. Components may not be CE marked. Additionally, the part numbers that TE has identified as EU ELV compliant have a maximum concentration of 0.1% by weight in homogenous materials for lead, hexavalent chromium, and mercury, and 0.01% for cadmium, or qualify for an exemption to these limits as defined in the Annexes of Directive 2000/53/EC (ELV). Regarding the REACH Regulation, the information TE provides on SVHC in articles for this part number is based on the latest European Chemicals Agency (ECHA) 'Guidance on requirements for substances in articles' posted at this URL: <https://echa.europa.eu/guidance-documents/guidance-on-reach>

## Compatible Parts





## Also in the Series | Heavy Duty Sealed Connector Series



## Customers Also Bought



## Documents

[CAD Files](#)

[Customer View Model](#)

[ENG\\_CVM\\_CVM\\_1-1564516-1\\_H.2d\\_dxf.zip](#)

English

[3D PDF](#)

3D



**Customer View Model**

[ENG\\_CVM\\_CVM\\_1-1564516-1\\_H.3d\\_igs.zip](#)

English

**Customer View Model**

[ENG\\_CVM\\_CVM\\_1-1564516-1\\_H.3d\\_stp.zip](#)

English

By downloading the CAD file I accept and agree to the [Terms and Conditions](#) of use.

**Datasheets & Catalog Pages**

[HDSCS Catalog](#)

English

[ICT Terminals and Connectors Catalogue](#)

English

[CONNECTOR SELECTOR](#)

English