

1-1703841-1 ✓ ACTIVE



AMP | Heavy Duty Sealed Connector Series

TE Internal #: 1-1703841-1

Housing for Male Terminals, Wire-to-Wire, 2 Position, .236 in [6 mm] Centerline, Sealable, Black, Signal, Heavy Duty Sealed Connector Series

[View on TE.com >](#)

Connectors > Automotive Connectors > Connector Housings > Heavy Duty Sealed Connector Series Housings



Connector & Housing Type: **Housing for Male Terminals**

Mating Tab Width: **2.8 mm [.11 in]**

Connector System: **Wire-to-Wire**

Number of Positions: **2**

Centerline (Pitch): **6 mm [.236 in]**

[All Heavy Duty Sealed Connector Series Housings \(190\)](#)

Features

Product Type Features

Connector & Housing Shape	Rectangular
Connector & Housing Type	Housing for Male Terminals
Connector System	Wire-to-Wire
Sealable	Yes
Hybrid Connector	No
Primary Locking Feature	On the Terminal

Configuration Features

Number of Positions	2
Number of Rows	1

Electrical Characteristics

Operating Voltage	60 VDC
Nominal Voltage Architecture	12 V, 24 V, 42 V, 60 V



Body Features

Cable Exit Angle	180°, 90°
Body Material	PBT GF
Primary Product Color	Black
Connector Code	A

Contact Features

Contact Size	2.8mm
Contact Type	Tab
Mating Tab Width	2.8 mm[.11 in]
Contact Current Rating (Max)	40 A

Mechanical Attachment

Mounting Feature	Without
Terminal Position Assurance	Yes
Strain Relief	Add By Accessory
Mating Alignment Type	Keyed
Mating Alignment	With
Connector Mounting Type	Panel Mount

Housing Features

Centerline (Pitch)	6 mm[.236 in]
--------------------	---------------

Dimensions

Product Width	48.1 mm[1.894 in]
Product Length	37.5 mm[1.476 in]
Product Height	29.8 mm[1.173 in]

Usage Conditions

Operating Temperature (Max)	70 °C, 80 °C, 85 °C, 90 °C, 100 °C, 105 °C, 110 °C, 120 °C, 125 °C, 130 °C, 140 °C[158 °F][167 °F][176 °F][185 °F][194 °F][212 °F][221 °F][230 °F][248 °F][257 °F][266 °F][284 °F]
Operating Temperature Range	-40 – 140 °C[-40 – 284 °F]

Operation/Application

Circuit Application	Signal
---------------------	--------

Industry Standards

Degree of Protection	IP67
----------------------	------



UL Flammability Rating	UL 94V-0
------------------------	----------

Packaging Features

Packaging Quantity	450
Packaging Method	Box

Other

Serviceable	Yes
Connector Position Assurance Capable	No

Product Compliance

[For compliance documentation, visit the product page on TE.com>](#)

EU RoHS Directive 2011/65/EU	Compliant
EU ELV Directive 2000/53/EC	Compliant
China RoHS 2 Directive MIIT Order No 32, 2016	No Restricted Materials Above Threshold
EU REACH Regulation (EC) No. 1907/2006	Current ECHA Candidate List: JAN 2022 (223) Candidate List Declared Against: JAN 2022 (223) Does not contain REACH SVHC
Halogen Content	Not Low Halogen - contains Br or Cl > 900 ppm.
Solder Process Capability	Not applicable for solder process capability

Product Compliance Disclaimer

This information is provided based on reasonable inquiry of our suppliers and represents our current actual knowledge based on the information they provided. This information is subject to change. The part numbers that TE has identified as EU RoHS compliant have a maximum concentration of 0.1% by weight in homogenous materials for lead, hexavalent chromium, mercury, PBB, PBDE, DBP, BBP, DEHP, DIBP, and 0.01% for cadmium, or qualify for an exemption to these limits as defined in the Annexes of Directive 2011/65/EU (RoHS2). Finished electrical and electronic equipment products will be CE marked as required by Directive 2011/65/EU. Components may not be CE marked. Additionally, the part numbers that TE has identified as EU ELV compliant have a maximum concentration of 0.1% by weight in homogenous materials for lead, hexavalent chromium, and mercury, and 0.01% for cadmium, or qualify for an exemption to these limits as defined in the Annexes of Directive 2000/53/EC (ELV). Regarding the REACH Regulation, the information TE provides on SVHC in articles for this part number is based on the latest European Chemicals Agency (ECHA) 'Guidance on requirements for substances in articles' posted at this URL: <https://echa.europa.eu/guidance-documents/guidance-on-reach>

Compatible Parts




TE Part # 1-1418483-1
2POS,AMP MCP2.8,REC. HSG,CODA



TE Part # CAT-H3399-B128
Heavy Duty Sealed Connector Series Backshells




TE Part # 828922-1
2,5MM CAVITY PLUG FOR 5,4MM DI



TE Part # 828905-1
SINGLE-WIRE-SEAL(5MM HOLE)



TE Part # 2112289-1
PROTECTION CAP,GROUP A,ASSY



TE Part # CAT-H3399-SL34
Heavy Duty Sealed Connector Series Fixing Slides




TE Part # CAT-T4827-T273
TIMER, RECEPTACLE AND TAB




TE Part # 1670365-2
COVER MIXED, 180, 2-3POS, NW4.5


Also in the Series | **Heavy Duty Sealed Connector Series**




Automotive Connector Caps & Covers (25)



Automotive Housings(197)




Automotive Seals & Cavity Plugs(5)



Data Connectivity Headers(2)



Data Connectivity Housings(18)



Other Automotive Connector Accessories(22)

Customers Also Bought



TE Part #2-1703841-1
Heavy Duty Sealed Connector Series Housings



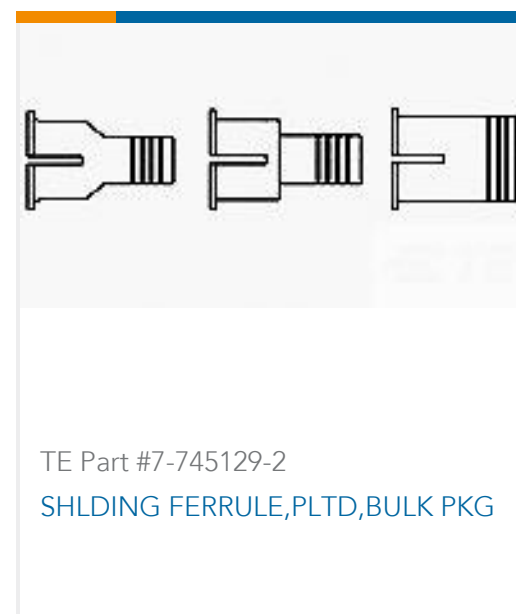
TE Part #3-745130-9
SHLDING FERRULE,PLTD,BULK PKG



TE Part #1-2303813-3
DT04-3P-TN32, REC, 3P, BLK, N, SNAPCAP



TE Part #HD36-18-20SN-059
PLG,20P,AL,N,CBLCLMP BT,DRAIN,16 /20,S,MC



Documents

Product Drawings

[2POS,TAB 2.8X0.8,TAB HSG,ASSY,](#)

English

[2POS,TAB 2.8X0.8,TAB HSG,ASSY,](#)

English

CAD Files

Customer View Model

[ENG_CVM_CVM_1-1703841-1_J.2d_dxf.zip](#)

English

[3D PDF](#)

3D

Customer View Model

[ENG_CVM_CVM_1-1703841-1_J.3d_igs.zip](#)

English

Customer View Model

[ENG_CVM_CVM_1-1703841-1_J.3d_stp.zip](#)

English

By downloading the CAD file I accept and agree to the [Terms and Conditions](#) of use.

Datasheets & Catalog Pages

[HDSCS Catalog](#)

English

[ICT Terminals and Connectors Catalogue](#)

English

[CONNECTOR SELECTOR](#)

English

Product Specifications

[Application Specification](#)

English