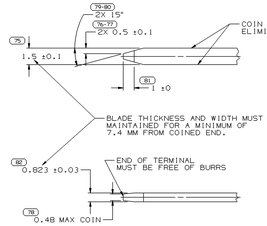


## MATERIAL SPECIFICATIONS

RECOMMENDED

BASE METAL - CDA-210, GILDING, EXTRA SPRING TEMPER

PLATING - 0.005±0.0025 MM THICK TIN

MINIMUMS

ELECTRICAL CONDUCTIVITY - ≥ 20% IACS AT 20°C. USE OF A MATERIAL WITH CONDUCTIVITY < 20% IACS MUST BE APPROVED BY PACKARD ELECTRIC MATERIALS ENGINEERING.

TENSILE STRENGTH - 407 MPa

PLATING - FOR LOW ENERGY (≤5v) AND NON-PASSENGER COMPARTMENT POWER CIRCUITS, 0.005±0.0025 MM THICK TIN. FOR MATERIALS CONTAINING 10% OR MORE ZINC, AN UNDERPLATE OF COPPER 0.005±0.0025 MM THICK IS REQUIRED.

## MATING BLADE INFORMATION

SCALE 8:1

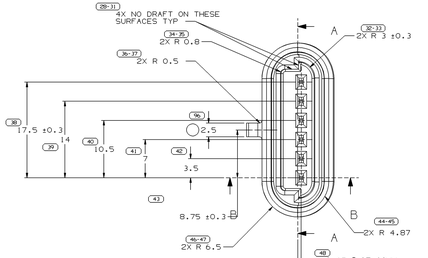


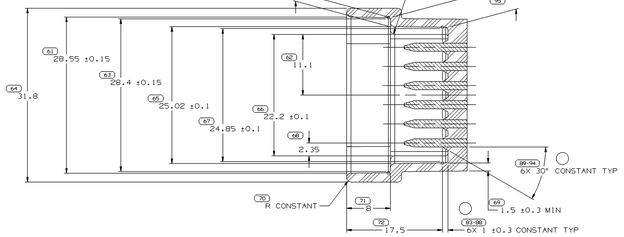


SECTION A-A

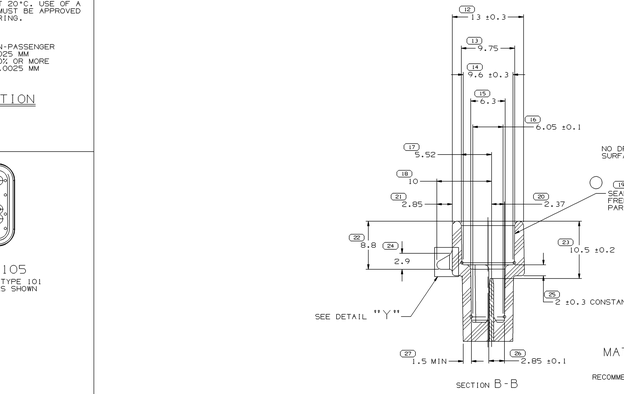


SECTION B-B

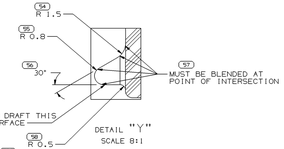


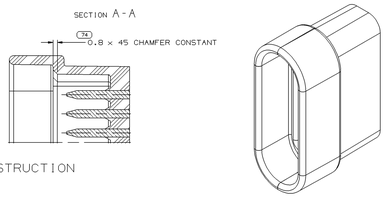


OPTIONAL CONSTRUCTION

## MATING CONNECTOR INFORMATION

SCALE 4:1

RECOMMENDED MATERIAL: GLASS REINFORCED NYLON OR POLYESTER

NOTES

1. UNLESS OTHERWISE SPECIFIED AND/OR INDICATED:
   DIMENSIONS ARE TO FACE OF VIEW SHOWN AND AUTOMATICALLY ROUNDED BY COMPUTER FOR INSPECTION. (SEE MATH MODEL FOR PRECISE DIMENSIONS.) FOR ALL OTHER DIMENSIONS NOT SHOWN BUT REQUIRED FOR TOOL BUILD, SEE MATH MODEL FOR PRECISE TOOL PATH DATA.
   ALL RADII 0.4
   1° DRAFT ON ALL OUTSIDE SURFACES
2. WHEN USING THIS INFORMATION FOR A NEW DESIGN. REQUEST THE LATEST COPY OF THIS PRINT FROM DELPHI PACKARD ELECTRIC.

TYPE 104
SAME AS TYPE 101 EXCEPT AS SHOWN

TYPE 105
SAME AS TYPE 101 EXCEPT AS SHOWN

TYPE 103
SAME AS TYPE 101 EXCEPT AS SHOWN

TYPE 102
SAME AS TYPE 101 EXCEPT AS SHOWN

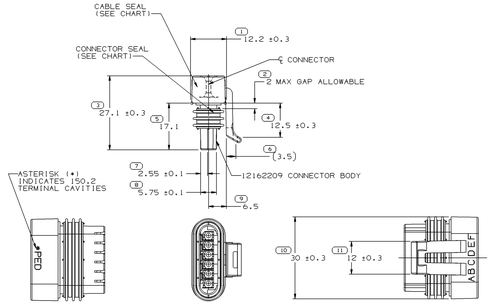


TYPE 101

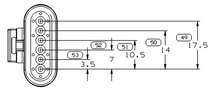


NOTES

1. UNLESS OTHERWISE SPECIFIED AND/OR INDICATED:
   DIMENSIONS ARE TO FACE OF VIEW SHOWN AND AUTOMATICALLY ROUNDED BY COMPUTER FOR INSPECTION. (SEE MATH MODEL FOR PRECISE DIMENSIONS.) FOR ALL OTHER DIMENSIONS NOT SHOWN BUT REQUIRED FOR TOOL BUILD, SEE MATH MODEL FOR PRECISE TOOL PATH DATA.
2. CAVITIES TO ACCEPT 12124075 TERMINAL OR EQUIVALENT.
3. WHEN PARTS ARE SHIPPED THEY MUST BE PACKED IN PLASTIC BAGS OR SHIPPING CONTAINERS MUST BE LINED WHIT PLASTIC LINERS. BAGS MUST BE SEALED TO AVOID FOREING MATTER.
4. FOR LEAD LENGTH CALCULATIONS, DISTANCE FROM MATING END OF CONNECTOR TO FRONT OF CABLE CORE IS 10.15 7.05.
5. SEALING CODE 3.
6. FOR PART NUMBERS WITH ADHESIVE, USE PM003510 OR ADHESIVE APPROVED BY MATERIALS ENGINEERING TO GLUE CONNECTOR SEAL TO CONNECTOR.

| PART NO WITH ADHESIVE | REV | N/P | STATUS | PART NO WITHOUT ADHESIVE | REV. | N/P | STATUS | TYPE | # OF AVAL CAVITIES | CAVITIES BLOCKED | CONNECTOR SEAL | CABLE SEAL PART NO. & COLOR |
|---|---|---|---|---|---|---|---|---|---|---|---|---|
| | | - | | 15359101 | 01 | AA | | 105 | 3 | A,D,E | 12059226 | 15359100 - DK. RED |
| | | - | | 15354720 | A1 | - | | 103 | 5 | C | 12059226 | 15354719 - BLUE |
| | | - | | 15324388 | A1 | - | | 104 | 4 | C,D | 12059226 | 15324387 - PURPLE |
| 12188696 | B1 | - | | 12188830 | A1 | - | | 101 | 6 | NONE | 12188822 | 12124038 - LT. GRAY |
| | | - | | 12162262 | A1 | - | | 102 | 2 | A,B,C,F | 12059226 | 12124543 - BLUE |
| | | - | | 12162261 | A1 | - | | 101 | 6 | NONE | 12059226 | 12124038 - LT. GRAY |
| | | - | | 12162260 | A1 | - | | 101 | 6 | NONE | 12059226 | 12084419 - TAN |
| | | - | | 12162210 | A1 | - | | 101 | 6 | NONE | 12059226 | 12052929 - GREEN |

| DRAWING NUMBER | | | | | | | |
|---|---|---|---|---|---|---|---|
| 12162264 | | | | | | | |
| SIZE | SCALE | FRAME NO | SHEET NO | STG | REV | N/P | |
| A1x3 | 2:1 | 2 OF 2 | 1 OF 1 | R | 04 | - | |

| SYMBOL DEFINITION | MISSING NUMBERS | |
|---|---|---|
| A DIMENSION WITHOUT AN INSPECTION REPORT SYMBOL (10) DOES NOT REQUIRE INSPECTION. IT MAY BE CONTROLLED ON AN INDIVIDUAL COMPONENT DRAWING. | TOTAL NO. OF SYMBOLS ON DRAWING | 75 |
| | LAST NO. USED | 96 |
| | | 73. |

| DWG STATUS | | | | | ZONE | REVISION HISTORY | AUTH | DR | APVD 1 | APVD 2 |
|---|---|---|---|---|---|---|---|---|---|---|
| DATE | STG | REV | N/P | CHG | | | | | | |
| 07DE98 | R | 01 | - | - | | ALL PARTS - REDRAWN TO PD NO REV UPDATE REQD | 980009 | GMC | GMC | SJV |
| 07DE98 | R | 02 | - | - | | 15324388 - RELEASED TO REV A | 980005 | GMC | GMC | SJV |
| 06JN00 | R | 03 | - | - | | 15359101 - RELEASED | 000005 | MAC | MAC | ESD |
| 10DE03 | R | 04 | - | - | | ALL PARTS - ADDED DIMS 3 PLCS; RELOCATED SEALING SURFACE LEADER1 REVISED DIMS 2 PLCS | 249687 | MAC | MAC | ESD |

| | | |
|---|---|---|
| DR | | DATE |
| APVD1 | T. BEILSTEIN | 02FE94 |
| APVD2 | J.E. BEILSTEIN | 02FE94 |
| APVD3 | S.J. VIKMER | 17FE94 |
| APVD4 | | |
| APVD5 | | |
| | SUBSTANCES OF CONCERN: PMC RECYCLED CONTENT PER DELPHI (DP4900) | |
| MATERIAL: SEE INFO | | |

ALL DIMENSIONS ARE IN MILLIMETERS

DRAWING NAME: TAXI CONN F M/P 150.2 N/A

| DRAWING NUMBER | | | | | | | |
|---|---|---|---|---|---|---|---|
| 12162264 | | | | | | | |
| SIZE | SCALE | FRAME NO | SHEET NO | STG | REV | N/P | |
| A1x3 | 2:1 | 1 OF 2 | 1 OF 1 | R | 04 | - | |

DELPHI
DELPHI PACKARD ELECTRIC SYSTEMS
WARREN, OH

DWG TYPE: PART DRAWING
STYLE
VOLUME: (CM³)
SYSTEM CODE
RUDTIME: 6/900

UNLESS OTHERWISE SPECIFIED
THIS DOCUMENT IS IN ACCORDANCE WITH ASME Y14.5M-1994 UNLESS OTHERWISE SPECIFIED. ALL DIMENSIONS TOLERANCING MINIMUM DRAFT. SEPARATE PATTERNS OF FEATURES MAY BE SHARED TEMPORARILY REGARDLESS OF DATUM REFERENCES.

(10) PROCESS SENSITIVE DIMENSION
REFERENCE
DIMENSIONS ENCLOSED IN ( ) INDICATE REFERENCE DIMENSIONS AND NO TOLERANCE IS APPLIED TO THE DIMENSION.

| DIMENSIONAL TOLERANCE (MM) | | | | |
|---|---|---|---|---|
| FRACTIONAL | ±0.50 | ±0.25 | ±0.13 | ±0.05 |
| TO | 30 | 30 | 30 | 100 |
| TO | 100 | 100 | 100 | 100 |

TOLERANCE UNLESS OTHERWISE SPECIFIED
FOLLOW ASME Y14.5M-1994 FOR ANGULAR TOLERANCE ±2°

THIRD ANGLE PROJECTION
DO NOT SCALE
USE MATH DATA

tessolist