

1123343-1 ✓ ACTIVE

AMP | TH/.025 Connector System

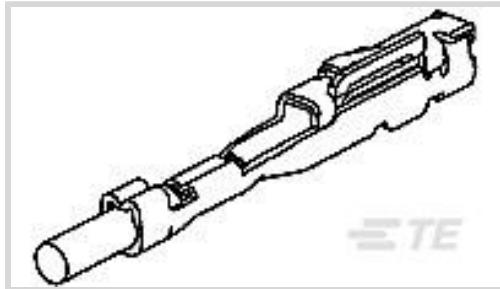
TE Internal #: 1123343-1

Automotive Terminals, Receptacle, Mating Tab Width .64 mm [.025 in], Tab Thickness .025 in [.64 mm], 24 – 20 AWG Wire Size, TH/.025 Connector System

[View on TE.com >](#)



Terminals & Splices > Automotive Terminals > TH/.025 CONNECTOR SYSTEM, RECPT AND TAB



Terminal Type: **Receptacle**

Mating Tab Width: **.64 mm [.025 in]**

Mating Tab Thickness: **.64 mm [.025 in]**

Terminal Transmits: **0 – 24 A (Low Power)**

Wire Size: **24 – 20 AWG**

[All TH/.025 CONNECTOR SYSTEM, RECPT AND TAB \(26\)](#)

## Features

### Product Type Features

Receptacle Style	180°
Sealable	No
Primary Locking Feature	Locking Lance

### Contact Features

Typical Current Rating	4 A
Crimp Type	F-Crimp
Terminal Type	Receptacle
Mating Tab Width	.64 mm[.025 in]
Mating Tab Thickness	.64 mm[.025 in]
Interface Plating	Tin (Sn)
Contact Termination Area Plating Material	Tin (Sn)

### Termination Features

Termination Method to Wire & Cable	Crimp
Product Terminates To	Wire

### Dimensions

Wire Size	.22 – .56 mm <sup>2</sup>
Wire Size Search	20 AWG, 21 AWG, 22 AWG, 23 AWG, 24



AWG

Wire Insulation Diameter	.95 – 1.72 mm [.037 – .067 in]
--------------------------	--------------------------------

### Usage Conditions

Insulation Option	Uninsulated
Operating Temperature (Max)	80 °C, 85 °C, 90 °C, 100 °C, 105 °C, 110 °C, 120 °C [176 °F][185 °F][194 °F][212 °F][221 °F][230 °F][248 °F]

Operating Temperature Range	-40 – 120 °C [-40 – 248 °F]
-----------------------------	-----------------------------

### Operation/Application

Compatible With Wire Base Material	Copper
------------------------------------	--------

### Packaging Features

Packaging Method	Reel
------------------	------

Packaging Quantity	10000
--------------------	-------

### Other

Terminal Transmits	0 – 24 A (Low Power)
--------------------	----------------------

## Product Compliance

[For compliance documentation, visit the product page on TE.com>](#)

EU RoHS Directive 2011/65/EU	Compliant
EU ELV Directive 2000/53/EC	Compliant
China RoHS 2 Directive MIIT Order No 32, 2016	No Restricted Materials Above Threshold
EU REACH Regulation (EC) No. 1907/2006	Current ECHA Candidate List: JAN 2022 (223) Candidate List Declared Against: JAN 2022 (223) Does not contain REACH SVHC
Halogen Content	Low Halogen - Br, Cl, F, I < 900 ppm per homogenous material. Also BFR/CFR/PVC Free
Solder Process Capability	Wave solder capable to 240°C

#### Product Compliance Disclaimer

This information is provided based on reasonable inquiry of our suppliers and represents our current actual knowledge based on the information they provided. This information is subject to change. The part numbers that TE has identified as EU RoHS compliant have a maximum concentration of 0.1% by weight in homogenous materials for lead, hexavalent chromium, mercury, PBB, PBDE, DBP, BBP, DEHP, DIBP, and 0.01% for cadmium, or qualify for an exemption to these limits as defined in the Annexes of Directive 2011/65/EU (RoHS2). Finished electrical and electronic equipment products will be CE marked as required by Directive 2011/65/EU. Components may not be CE marked. Additionally, the part numbers that TE has identified as EU ELV compliant have a maximum concentration of 0.1% by weight in homogenous

materials for lead, hexavalent chromium, and mercury, and 0.01% for cadmium, or qualify for an exemption to these limits as defined in the Annexes of Directive 2000/53/EC (ELV). Regarding the REACH Regulation, the information TE provides on SVHC in articles for this part number is based on the latest European Chemicals Agency (ECHA) 'Guidance on requirements for substances in articles' posted at this URL: <https://echa.europa.eu/guidance-documents/guidance-on-reach>

## Compatible Parts



TE Part # CAT-T319-CH8172  
TH/.025 CONNECTOR SYSTEM,  
HOUSING



TE Part # CAT-SIGH262  
SIGNAL HEADER



TE Part # 1276565-1  
EXTRACTION TOOL FOR .025 REC



TE Part # 2305570-1  
TERMINAL CUTTER, SIDE FEED



TE Part # CAT-HPCH5372  
HIGH PIN COUNT HEADER



TE Part # CAT-M9194-CH8172  
MULTILOCK, CONNECTOR HOUSING



TE Part # 1717396-3  
0.64 SMD 16P CAP ASSEMBLY V-TYPE  
Tray



TE Part # 1463260-1  
DAHT 025 TAB REC G-Tab 22-20 ASSY



TE Part # 2151494-1  
OCEAN\_2.0\_APPLICATOR-S-055F055F



TE Part # 2-2151494-1  
OCEAN\_2.0\_APPLICATOR-S-055F055F



TE Part # 2-2151494-2  
OCEAN\_2.0\_APPLICATOR-S-055F055F



TE Part # 2151494-2  
OCEAN\_2.0\_APPLICATOR-S-055F055F



TE Part # 5-2151494-1  
OCEAN\_2.0\_APPLICATOR-S-055F055F



TE Part # 5-2151494-2  
OCEAN\_2.0\_APPLICATOR-S-055F055F



TE Part # 7-2151494-1  
OCEAN\_2.0\_APPLICATOR-S-055F055F



TE Part # 7-2151494-2  
OCEAN\_2.0\_APPLICATOR-S-055F055F



**KIT**

REPRESENTATION ONLY

TE Part # 7-2151494-7  
OCEAN\_2.0\_SPARSE\_PART\_KIT-055F055F



**KIT**

REPRESENTATION ONLY


TE Part # 7-2836361-7  
OC-140F140F-752-CRIMP TOOLING KIT




TE Part # 7-1579014-2  
HT11K HAND TOOL TH 0.25 CONTACTS

TE Part # 2-1722368-6  
ISOLATION CRIMP PLATE


Also in the Series | TH/.025 Connector System




Automotive Connector Caps & Covers (6)




Automotive Housings(203)




Automotive Seals & Cavity Plugs(2)



Automotive Terminals(25)



Insertion & Extraction Tools(4)



Other Automotive Connector Accessories(5)



PCB Headers & Receptacles(144)

Customers Also Bought



TE Part #1318389-1  
TH/.025 CONNECTOR SYSTEM, HOUSING



TE Part #1376109-1  
TH/.025 CONNECTOR SYSTEM, RECEPT AND TAB



TE Part #316832-1  
040-3 SEALED CONT. REC. S



TE Part #1674311-7  
0.64 III RCPT 3 Serrations Pre-Tin



TE Part #2150363-1  
OCEAN\_2.0\_Applicator-E-100F180F



TE Part #7-2150363-7  
OCEAN\_2.0\_SPARSE\_PART\_KIT-100F180F



## Documents

### Product Drawings

#### 025 REC CONTACT

Japanese

### CAD Files

#### 3D PDF

3D

#### Customer View Model

[ENG\\_CVM\\_CVM\\_1123343-1\\_M.2d\\_dxf.zip](#)

English

#### Customer View Model

[ENG\\_CVM\\_CVM\\_1123343-1\\_M.3d\\_igs.zip](#)

English

#### Customer View Model

[ENG\\_CVM\\_CVM\\_1123343-1\\_M.3d\\_stp.zip](#)

English

By downloading the CAD file I accept and agree to the [Terms and Conditions](#) of use.

### Datasheets & Catalog Pages

#### TH/.025 Connector Series

English

### Product Specifications

#### Application Specification

English

#### Application Specification

Japanese

#### Crimping .040III Unsealed Contact, Receptacle

Japanese

#### Crimping of 025 Receptacle Contact

Japanese

#### Application Specification

Japanese

#### Crimping of 025 Receptacle Contact

Japanese

#### Application Specification

Japanese

### Product Environmental Compliance

#### MD\_1123343-1\_11212017631\_dmtec

English

#### MD\_1123343-1\_11212017631\_dmtec

English



**Instruction Sheets**

**Instruction Sheet (non U.S.)**

English

**.025 LIGHT SENSOR CONNECTOR**

Japanese

**Instruction Sheet (non U.S.)**

Japanese

**.025 LIGHT SENSOR CONNECTOR**

Japanese

**Instruction Sheet (non U.S.)**

Japanese

**025/040 IMMOBILIZER CONNECTOR**

Japanese

**Instruction Sheet (non U.S.)**

English

**025/040 IMMOBILIZER CONNECTOR**

Japanese

**Instruction Sheet (non U.S.)**

English

**025/090II I/O Connector**

Japanese

**Instruction Sheet (non U.S.)**

Japanese

**025/090II I/O Connector**

Japanese

**Instruction Sheet (non U.S.)**

Japanese

**Instruction Sheet (non U.S.)**

English

**Instruction Sheet (non U.S.)**

Japanese

**Instruction Sheet (non U.S.)**

Japanese

**025/040 I/O Connector**

Japanese

**Instruction Sheet (non U.S.)**

Japanese

**025/040 I/O Connector**

Japanese

**Instruction Sheet (non U.S.)**

Japanese

[.025 SERIES I/O CONNECTORS \(H-Type 1Row 8Position\)](#)

Japanese

[Instruction Sheet \(non U.S.\)](#)

Japanese

[.025 SERIES I/O CONNECTORS \(H-Type 1Row 8Position\)](#)

Japanese

[Instruction Sheet \(non U.S.\)](#)

Japanese

[Instruction Sheet \(non U.S.\)](#)

Japanese

[025 Wire to Wire Connector](#)

Japanese

[Instruction Sheet \(non U.S.\)](#)

Japanese

[025 Wire to Wire Connector](#)

Japanese

[Instruction Sheet \(non U.S.\)](#)

English

[025\(0.64\)/375\(9.5\) HYBRID Connector](#)

English

[Instruction Sheet \(non U.S.\)](#)

English

[025\(0.64\)/375\(9.5\) HYBRID Connector](#)

English

[025 G Wire to Wire Connector](#)

Japanese

[Instruction Sheet \(non U.S.\)](#)

Japanese

[025 G Wire to Wire Connector](#)

Japanese

[Instruction Sheet \(non U.S.\)](#)

Japanese

[025\(0.64\)/187\(4.8\) I/O CONNECTOR](#)

Japanese

[Instruction Sheet \(non U.S.\)](#)

Japanese

[025\(0.64\)/187\(4.8\) I/O CONNECTOR](#)

Japanese

[Instruction Sheet \(non U.S.\)](#)

Japanese

1123343-1

Automotive Terminals, Receptacle, Mating Tab Width .64 mm [.025 in], Tab Thickness .025 in [.64 mm], 24 – 20 AWG Wire Size, TH/.025 Connector System

