



Connectors > Automotive Connectors > Connector Housings > MQS, CONNECTOR HOUSING



Connector & Housing Type: **Housing for Female Terminals**

Mating Tab Width: **.63 mm [ .025 in ]**

Connector System: **Wire-to-Board, Wire-to-Device**

Number of Positions: **4**

Centerline (Pitch): **2.54 mm [ .1 in ]**

[All MQS, CONNECTOR HOUSING \(557\)](#)

Features

Product Type Features

Connector & Housing Shape	Rectangular
Connector & Housing Type	Housing for Female Terminals
Connector System	Wire-to-Board, Wire-to-Device
Sealable	No
Hybrid Connector	No
Primary Locking Feature	On the Terminal

Configuration Features

Number of Positions	4
Number of Rows	1

Electrical Characteristics

Operating Voltage	12 VDC
Nominal Voltage Architecture	12 V

Body Features

Cable Exit Angle	180°
Body Material	PA
Primary Product Color	Black
Connector Code	C



Contact Features

Contact Size	.63mm
Contact Type	Receptacle
Mating Tab Width	.63 mm[.025 in]

Mechanical Attachment

Mounting Feature	Without
Terminal Position Assurance	Yes
Strain Relief	Without
Mating Alignment Type	Keyed
Mating Alignment	With
Connector Mounting Type	Cable Mount (Free-Hanging)

Housing Features

Centerline (Pitch)	2.54 mm[.1 in]
--------------------	----------------

Dimensions

Product Width	6.1 mm[.24 in]
Product Length	12.6 mm[.496 in]
Product Height	18.85 mm[.742 in]

Usage Conditions

Operating Temperature (Max)	70 °C, 75 °C, 80 °C, 85 °C[158 °F][167 °F][176 °F][185 °F]
Operating Temperature Range	-40 – 85 °C[-40 – 185 °F]

Operation/Application

Circuit Application	Signal
---------------------	--------

Industry Standards

UL Flammability Rating	UL 94HB
------------------------	---------

Packaging Features

Packaging Method	Carton
------------------	--------

Other

Serviceable	No
Connector Position Assurance Capable	No



Product Compliance

For compliance documentation, visit the product page on TE.com>

EU RoHS Directive 2011/65/EU	Compliant
EU ELV Directive 2000/53/EC	Compliant
China RoHS 2 Directive MIIT Order No 32, 2016	No Restricted Materials Above Threshold
EU REACH Regulation (EC) No. 1907/2006	Current ECHA Candidate List: JAN 2022 (223) Candidate List Declared Against: JAN 2022 (223) Does not contain REACH SVHC
Halogen Content	Low Halogen - Br, Cl, F, I < 900 ppm per homogenous material. Also BFR/CFR/PVC Free
Solder Process Capability	Not applicable for solder process capability

Product Compliance Disclaimer

This information is provided based on reasonable inquiry of our suppliers and represents our current actual knowledge based on the information they provided. This information is subject to change. The part numbers that TE has identified as EU RoHS compliant have a maximum concentration of 0.1% by weight in homogenous materials for lead, hexavalent chromium, mercury, PBB, PBDE, DBP, BBP, DEHP, DIBP, and 0.01% for cadmium, or qualify for an exemption to these limits as defined in the Annexes of Directive 2011/65/EU (RoHS2). Finished electrical and electronic equipment products will be CE marked as required by Directive 2011/65/EU. Components may not be CE marked. Additionally, the part numbers that TE has identified as EU ELV compliant have a maximum concentration of 0.1% by weight in homogenous materials for lead, hexavalent chromium, and mercury, and 0.01% for cadmium, or qualify for an exemption to these limits as defined in the Annexes of Directive 2000/53/EC (ELV). Regarding the REACH Regulation, the information TE provides on SVHC in articles for this part number is based on the latest European Chemicals Agency (ECHA) ‘Guidance on requirements for substances in articles’ posted at this URL: <https://echa.europa.eu/guidance-documents/guidance-on-reach>

Compatible Parts




Also in the Series | MQS



Automotive Connector Caps & Covers (131)



Automotive Connector EMC Shielding (2)



Automotive Connector Locks & Position Assurance(29)



Automotive Housings(489)



Automotive Seals & Cavity Plugs(26)



Automotive Terminals(96)



Insertion & Extraction Tools(42)



Other Automotive Connector Accessories(13)



PCB Headers & Receptacles(206)

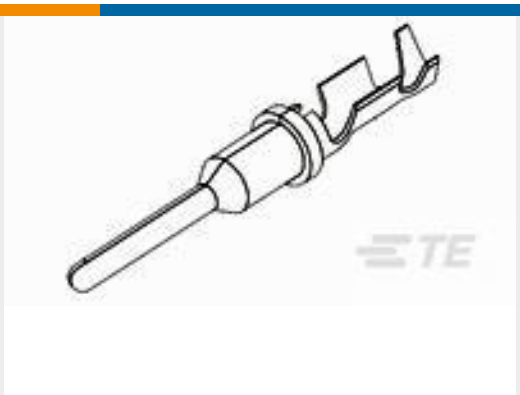
Customers Also Bought



TE Part #HDP26-24-19PE  
DEUTSCH HDP20 HOUSINGS



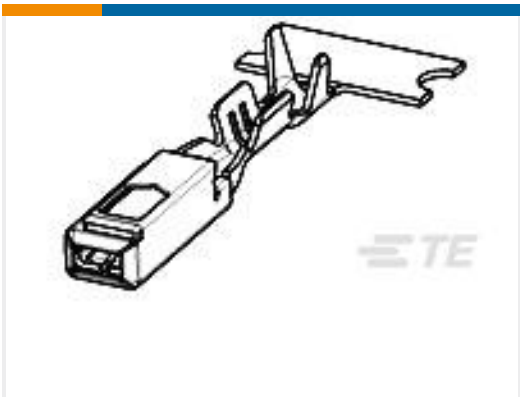
TE Part #776537-2  
AMPSEAL 16 HOUSINGS



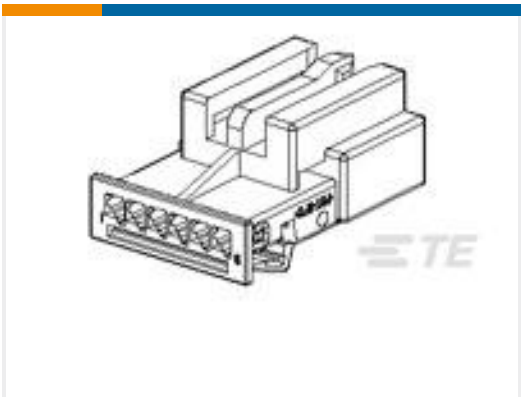
TE Part #776349-3  
PIN, SF, SIZE 16, 18-20 AWG, NI/SN



TE Part #6-1355683-3  
MT3BU-GEH ASSY6P,SW



TE Part #5-1703282-1  
MQS0,63 Sn rec CB unseal. 0,5-0,75 2P



TE Part #2-1564011-2  
6POS MQS REC COD B



TE Part #9-456134-6  
CRIMPER, INSULATION "F"(.190")



TE Part #5-1424909-6  
CRIMPER, INSULATION F

Documents



Product Drawings

4POS MQS REC COD C

English

CAD Files

Customer View Model

ENG\_CVM\_CVM\_1241634-3\_B.2d\_dxf.zip

English

3D PDF

3D

Customer View Model

ENG\_CVM\_CVM\_1241634-3\_B.3d\_igs.zip

English

Customer View Model

ENG\_CVM\_CVM\_1241634-3\_B.3d\_stp.zip

English

By downloading the CAD file I accept and agree to the [Terms and Conditions](#) of use.

Datasheets & Catalog Pages

Micro Quadlok Interconnection System (MQS)

English

Product Specifications

VERARBEITUNGSSPEZIFIKATION MQS BUCHSENGEHAUSE, 4 POL.

English

Application Specification

English

Product Environmental Compliance

Product Compliance

English

Product Compliance

English